

T2/T2S CONSOLIDATION

USER REQUIREMENTS DOCUMENT

FOR

SHARED SERVICES (SHRD)

| | |
|-----------------|------------|
| Version: | 1.1.1 |
| Status: | FINAL |
| Date: | 15/03/2018 |

Contents

| | | |
|------------|--|-----------|
| 1 | EUROSYSTEM SINGLE MARKET INFRASTRUCTURE GATEWAY (ESMIG)... | 6 |
| 1.1 | Overview | 6 |
| 1.1.1 | <i>Context Diagram.....</i> | 6 |
| 1.1.2 | <i>General User Requirements for ESMIG.....</i> | 7 |
| 1.2 | Eurosystem Single Market Infrastructure Gateway – non-functional Requirements | 17 |
| 1.2.1 | <i>Availability.....</i> | 17 |
| 1.2.2 | <i>Disaster Recovery.....</i> | 17 |
| 1.2.3 | <i>Performance Requirements</i> | 18 |
| 2 | COMMON REFERENCE DATA MANAGEMENT (CRDM)..... | 20 |
| 2.1 | Overview | 20 |
| 2.1.1 | <i>Context Diagram.....</i> | 20 |
| 2.1.2 | <i>Business Processes.....</i> | 22 |
| 2.1.3 | <i>General User Requirements for CRDM.....</i> | 23 |
| 2.2 | Create an occurrence of Common Reference Data..... | 24 |
| 2.2.1 | <i>Business Process Model.....</i> | 24 |
| 2.2.2 | <i>Process Overview.....</i> | 25 |
| 2.2.3 | <i>User Requirements.....</i> | 26 |
| 2.3 | Amend an occurrence of Common Reference Data..... | 31 |
| 2.3.1 | <i>Business Process Model.....</i> | 31 |
| 2.3.2 | <i>Process Overview.....</i> | 32 |
| 2.3.3 | <i>User Requirements.....</i> | 33 |
| 2.4 | Delete an occurrence of Common Reference Data..... | 39 |
| 2.4.1 | <i>Business Process Model.....</i> | 39 |
| 2.4.2 | <i>Process Overview.....</i> | 40 |
| 2.4.3 | <i>User Requirements.....</i> | 41 |
| 2.5 | Propagate Changes | 45 |
| 2.5.1 | <i>Process Overview.....</i> | 45 |
| 2.5.2 | <i>General User Requirements</i> | 45 |
| 2.6 | Block an occurrence of Common Reference Data | 48 |
| 2.6.1 | <i>Business Process Model.....</i> | 48 |
| 2.6.2 | <i>Process Overview.....</i> | 49 |
| 2.6.3 | <i>User Requirements.....</i> | 50 |
| 2.7 | Unblock an occurrence of Common Reference Data..... | 54 |

| | | |
|-------------|--|-----------|
| 2.7.1 | <i>Business Process Model</i> | 54 |
| 2.7.2 | <i>Process Overview</i> | 55 |
| 2.7.3 | <i>User Requirements</i> | 56 |
| 2.8 | Close a Cash Account | 59 |
| 2.8.1 | <i>Business Process Model</i> | 59 |
| 2.8.2 | <i>Process Overview</i> | 60 |
| 2.8.3 | <i>User Requirements</i> | 60 |
| 2.9 | Directory Service | 65 |
| 2.9.1 | <i>Process Overview</i> | 65 |
| 2.9.2 | <i>User Requirements</i> | 65 |
| 2.10 | Common Reference Data Management – non-functional Requirements | 69 |
| 2.10.1 | <i>Availability</i> | 69 |
| 2.10.2 | <i>Disaster Recovery</i> | 70 |
| 2.10.3 | <i>Performance Requirements</i> | 70 |
| 3 | BUSINESS DAY (BD) | 72 |
| 3.1 | Overview | 72 |
| 3.1.1 | <i>Context Diagram</i> | 72 |
| 3.1.2 | <i>Business Processes</i> | 72 |
| 3.2 | Scheduler Process | 73 |
| 3.2.1 | <i>Business Process Model</i> | 73 |
| 3.2.2 | <i>Process Overview</i> | 74 |
| 3.2.3 | <i>User Requirements</i> | 74 |
| 3.3 | End of Day/Start of Day Process | 78 |
| 3.3.1 | <i>Business Process Model</i> | 78 |
| 3.3.2 | <i>Process Overview</i> | 79 |
| 3.3.3 | <i>User Requirements</i> | 80 |
| 3.4 | Availability of services | 85 |
| 3.4.1 | <i>Business day schedule</i> | 86 |
| 3.4.2 | <i>User Requirements</i> | 87 |
| 4 | USER ROLES AND ACCESS (URA) | 92 |
| 4.1 | Overview | 92 |
| 4.1.1 | <i>Business Processes</i> | 92 |
| 4.1.2 | <i>General User Requirements for URA</i> | 93 |
| 4.2 | Two-Eyes Approval | 95 |

| | | |
|------------|--|------------|
| 4.2.1 | <i>User Requirements</i> | 95 |
| 4.3 | Four-Eyes Approval | 96 |
| 4.3.1 | <i>Business Process Model</i> | 97 |
| 4.3.2 | <i>User Requirements</i> | 98 |
| 5 | INFORMATION AND REPORTING (IR) | 101 |
| 5.1 | Overview | 101 |
| 5.1.1 | <i>Context Diagram</i> | 101 |
| 5.1.2 | <i>Business Processes</i> | 102 |
| 5.2 | Query | 103 |
| 5.2.1 | <i>Business Process Model</i> | 103 |
| 5.2.2 | <i>Process overview</i> | 104 |
| 5.2.3 | <i>User Requirements</i> | 105 |
| 5.3 | Produce Scheduled Report and Send (A2A) / Store for Download (U2A) | 109 |
| 5.3.1 | <i>Business Process Model</i> | 109 |
| 5.3.2 | <i>Process overview</i> | 110 |
| 5.3.3 | <i>User Requirements</i> | 110 |
| 5.4 | Information and Reporting – non-functional Requirements | 112 |
| 5.4.1 | <i>Availability</i> | 112 |
| 5.4.2 | <i>Disaster Recovery</i> | 112 |
| 5.4.3 | <i>Performance Requirements</i> | 112 |
| 6 | DATA WAREHOUSE SERVICE (DWH) | 114 |
| 6.1 | Overview | 114 |
| 6.1.1 | <i>Context Diagram</i> | 114 |
| 6.1.2 | <i>Business Processes</i> | 114 |
| 6.2 | Data Warehouse Information Collection | 116 |
| 6.2.1 | <i>Business Process Model</i> | 116 |
| 6.2.2 | <i>Process Overview</i> | 116 |
| 6.2.3 | <i>User Requirements</i> | 116 |
| 6.3 | Data Warehouse Gather Information | 118 |
| 6.3.1 | <i>Business Process Model</i> | 118 |
| 6.3.2 | <i>Process Overview</i> | 118 |
| 6.3.3 | <i>User Requirements</i> | 118 |
| 6.4 | Non-functional Requirements for the Data Warehouse Services | 119 |
| 6.4.1 | <i>Availability</i> | 119 |

| | | |
|----------|---|------------|
| 7 | GENERAL NON-FUNCTIONAL REQUIREMENTS | 121 |
| 7.1 | General framework..... | 121 |
| 7.2 | Information Security | 121 |
| 7.3 | Cyber Resilience | 122 |
| 7.4 | TARGET Service Desk | 122 |
| 7.5 | General Business Continuity Requirements | 123 |
| 7.6 | Service Management | 124 |
| 7.7 | Clock Synchronisation | 125 |
| 7.8 | Testing Requirements | 125 |
| 8 | USER INTERACTION | 126 |
| 8.1 | General User Requirements for User Interaction | 126 |
| 8.1.1 | Query..... | 126 |
| 8.1.2 | Action..... | 127 |
| 8.2 | User Interaction for Eurosystem Single Market Infrastructure Gateway | 128 |
| 8.2.1 | Query..... | 128 |
| 8.2.2 | Action..... | 129 |
| 8.3 | User Interaction for Common Reference Data Management..... | 130 |
| 8.3.1 | Query..... | 130 |
| 8.3.2 | Action..... | 135 |
| 8.4 | User Interaction for Business Day..... | 140 |
| 8.4.1 | Query..... | 140 |
| 8.5 | User Interaction for Data Warehouse (DWH) | 140 |
| 8.5.1 | Report..... | 140 |
| 9 | BUSINESS DATA DEFINITIONS | 141 |
| 9.1 | Entity Relationship Diagrams | 142 |
| 9.1.1 | Party..... | 142 |
| 9.1.2 | Cash Account | 146 |
| 9.2 | Entities and Attributes | 147 |

1 EUROSYSTEM SINGLE MARKET INFRASTRUCTURE GATEWAY (ESMIG)

1.1 OVERVIEW

This section describes the user requirements for the long term solution of ESMIG. ESMIG shall offer a catalogue of services to be used by each of the different Services (~~T2CLM~~, ~~RTGS~~, T2S, TIPS, ECMS). The list of ESMIG services will include "mandatory services" (like connectivity and authentication) and "optional services"¹ ~~among which to choose~~ may be configured for use according to the specific business needs ~~of the Service~~. All requirements of the ESMIG service described in this URD are mandatory ~~beside the ones~~ apart from those specifically flagged as optional. All Services can freely choose from the ESMIG function portfolio according to their needs. The complete set of user requirements are described to provide a comprehensive picture of the future ESMIG, to be taken into account for the entire architecture of ~~the~~ ESMIG.

1.1.1 Context Diagram

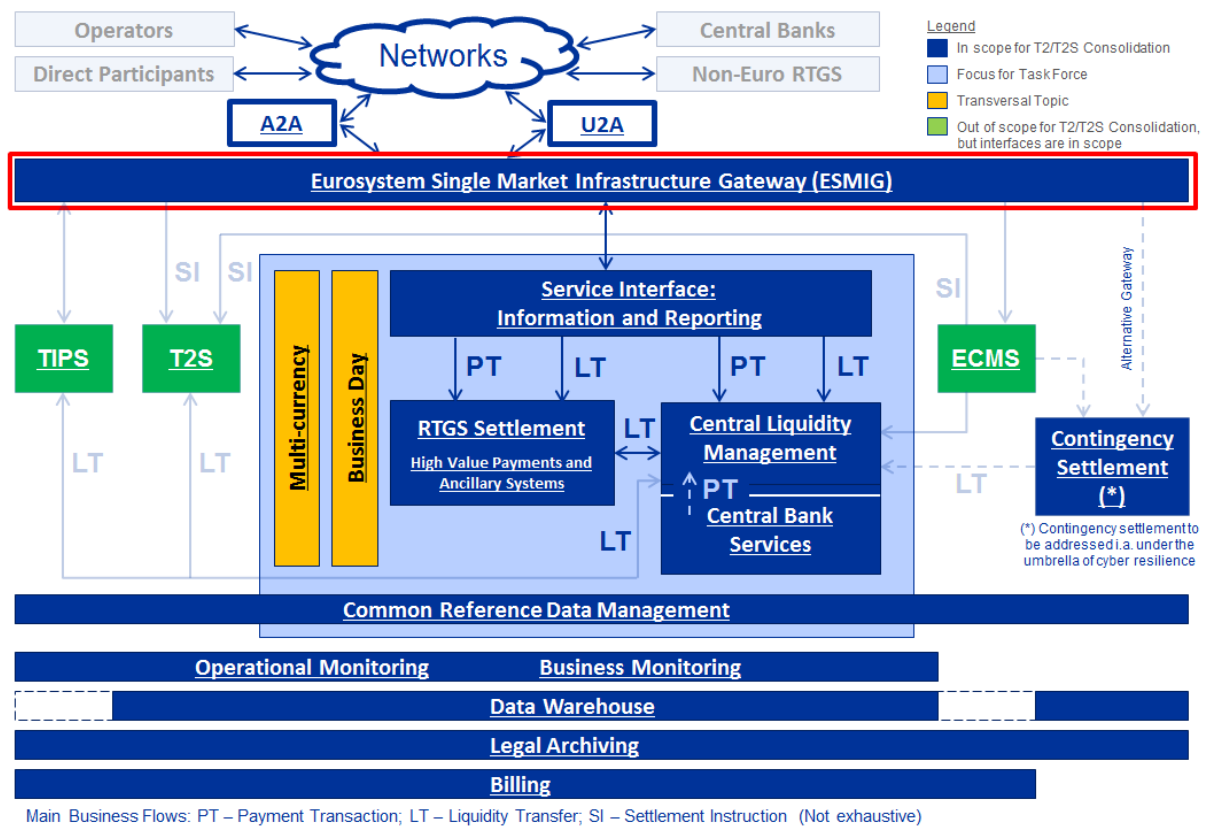


Figure 1: Context diagram for Eurosystem Single Market Infrastructure Gateway

¹ Among the possible ESMIG optional services there ~~are~~ is the XML schema validation.

1.1.2 General User Requirements for ESMIG

The ~~User Requirements~~user requirements for ~~the~~ ESMIG are grouped according to the following topics: network connectivity, security services, operational services and messaging services.

Network connectivity

| | |
|-------------|--|
| Id | SHRD.UR.ESMIG.ALL.000.010 |
| Name | Connectivity through Multiple <u>multiple</u> Network Services Providers |
| Description | The ESMIG shall provide connectivity via Multiple <u>multiple</u> Network Service Providers (<u>NSPs</u>) in parallel, which means that ESMIG is reachable for the users using one or more NSPs selected from the available Multiple <u>multiple</u> Network Service Providers. |

| | |
|-------------|--|
| Id | SHRD.UR.ESMIG.ALL.000.020 |
| Name | Network agnostic - no proprietary features |
| Description | The ESMIG shall ensure a network agnostic communication with the users, where network agnostic means multiple network providers <u>Network Service Providers</u> are allowed. All network providers <u>Network Service Providers</u> shall fulfil the same communication interface specification towards ESMIG but are free to use their own features internally in terms of network and messaging. |

| | |
|-------------|---|
| Id | SHRD.UR.ESMIG.ALL.000.030 |
| Name | Single access to all market infrastructure services <u>Market Infrastructure Services</u> |
| Description | The ESMIG shall provide the single access point for the external communication to all market infrastructure services <u>Market Infrastructure Services</u> . It should be designed following a concept allowing an easy adoption of further services to be accessed by the <u>via</u> ESMIG. |

| | |
|-------------|---|
| Id | SHRD.UR.ESMIG.ALL.000.040 |
| Name | Support for business continuity |
| Description | The ESMIG shall provide business continuity measures (e.g. multiple sites, path diversification, etc.) based on the different Eurosystem Market Infrastructure Service requirements. |

| | |
|--------------------|--|
| Id | SHRD.UR.ESMIG.ALL.000.050 |
| Name | Support for business continuity - no message loss |
| Description | An acknowledged message will <u>must</u> never be lost - except in Regional <u>regional</u> disaster scenario (see <u>section 1.2.2. in the URD for Shared Services for non-functional requirements on disaster recovery</u> for more details, SHRD.UR.ESMIG.NFR.040). |

| | |
|--------------------|--|
| Id | SHRD.UR.ESMIG.ALL.000.060 |
| Name | Redundancy against single component failures |
| Description | The ESMIG shall provide redundancy against single component failures by supporting redundant components and automated failover. |

| | |
|--------------------|--|
| Id | SHRD.UR.ESMIG.ALL.000.070 |
| Name | Restart after disaster <u>Disaster</u> (RAD) |
| Description | The ESMIG shall have defined procedures for handling a set of disaster scenarios. The procedures shall ensure the recovery of any potential data loss encountered. (see <u>section 1.2.2. in the URD for Shared Services for non-functional requirements on disaster recovery</u> for more details, SHRD.UR.ESMIG.NFR.040). |

| | |
|--------------------|--|
| Id | SHRD.UR.ESMIG.ALL.000.080 |
| Name | Provision of a cost-effective and easy access solution |
| Description | The ESMIG shall offer a cost-effective access <u>via U2A</u> to the services especially for participants with only a low volume of payments. Note: The cost effective solution for low volume customers could also be provided as an additional option. |

| | |
|--------------------|--|
| Id | SHRD.UR.ESMIG.ALL.000.090 |
| Name | Authorisation |
| Description | <p>The ESMIG shall offer basic authorisation service to access the<u>Market Infrastructure Services in</u> U2A and A2A services<u>mode</u>.</p> <p>Note: The basic authorisation should cover a check which services<u>Services</u> a user is allowed to access.</p> <p>In the case of a rejection a message including a reason code will be sent to the sender.</p> |

| | |
|--------------------|--|
| Id | SHRD.UR.ESMIG.ALL.000.100 |
| Name | Generalised interface for the <u>Common</u> Reference Data Services to feed the Identity Access Management (IAM) for U2A |
| Description | <p>The ESMIG shall offer<u>use</u> a standardised interface to CRDM, <u>provided by CRDM</u>, for collecting Reference Data<u>reference data</u> information of the different services<u>Services</u> to enable the authentication and basic authorisation services.</p> |

| | |
|--------------------|--|
| Id | SHRD.UR.ESMIG.ALL.000.110 |
| Name | Supported protocols to access the A2A services |
| Description | <p>The ESMIG shall support communication using multiple protocols as requested by the different services<u>Services</u> served to access the A2A services for the external communication of the market infrastructures<u>Market Infrastructure Services</u> accessed by the ESMIG.</p> |

| | |
|--------------------|--|
| Id | SHRD.UR.ESMIG.ALL.000.120 |
| Name | Supported protocols to access the A2A services: DEP |
| Description | <p>The ESMIG shall support communication using the Data Exchange Protocol (DEP) to access the A2A services.</p> |

Security services

| | |
|--------------------|---|
| Id | SHRD.UR.ESMIG.ALL.000.130 |
| Name | Compliant with Information Security and Cyber Resilience Requirements |
| Description | <p>The ESMIG shall be compliant with the with Information Security and Cyber Resilience requirements.</p> <p>Note: For details see the following documents</p> <ul style="list-style-type: none"> • Market Infrastructure Security Requirements and Controls • Market Infrastructure Cyber Resilience requirements <p>All requirements must be fulfilled in a central integrated way.</p> |

| | |
|--------------------|---|
| Id | SHRD.UR.ESMIG.ALL.000.180 |
| Name | Support of security services – Inbound traffic |
| Description | The ESMIG shall provide authentication of all inbound traffic (U2A and A2A). |

| | |
|--------------------|---|
| Id | SHRD.UR.ESMIG.ALL.000.190 |
| Name | Support of security services – Outbound <u>Inbound</u> traffic |
| Description | The ESMIG shall provide sender (i.e. external party sending communication) identification. |

| | |
|--------------------|---|
| Id | SHRD.UR.ESMIG.ALL.000.200 |
| Name | Support of security services – Non repudiation |
| Description | The ESMIG shall provide non repudiation features for digital signature management for U2A and A2A communication. |

| | |
|--------------------|---|
| Id | SHRD.UR.ESMIG.ALL.000.210 |
| Name | Support of security services – Security monitoring |
| Description | The ESMIG shall provide security monitoring for the TARGET Service Desk. |

| | |
|--------------------|--|
| Id | SHRD.UR.ESMIG.ALL.000.230 |
| Name | Support of security services - CUG |
| Description | The ESMIG shall support Closed User Groups. |

| | |
|--------------------|--|
| Id | SHRD.UR.ESMIG.ALL.000.240 |
| Name | Support of security services - PKI |
| Description | The ESMIG shall provide PKI <u>Public Key Infrastructure</u> Services. |

Operational services

| | |
|--------------------|---|
| Id | SHRD.UR.ESMIG.ALL.000.250 |
| Name | Service time of ESMIG |
| Description | The ESMIG shall offer a service time compatible with the availability requirements of the Eurosystem Market Infrastructure Services. |

| | |
|--------------------|---|
| Id | SHRD.UR.ESMIG.ALL.000.260 |
| Name | Response time and throughput of ESMIG |
| Description | <p>The ESMIG shall be subject to the service level agreements of all dependent services <u>Services</u>.</p> <p>The dependent services <u>Services</u> should specify their service levels including the required processing in ESMIG.</p> |

| | |
|--------------------|---|
| Id | SHRD.UR.ESMIG.ALL.000.270 |
| Name | Feature catalogue of ESMIG |
| Description | <p>The ESMIG shall provide a feature catalogue with the features offered to the dependent services <u>Services</u>.</p> <p>The dependent services <u>Services</u> can select the features they require from the ESMIG feature catalogue.</p> |

| | |
|--------------------|--|
| Id | SHRD.UR.ESMIG.ALL.000.280 |
| Name | Scalability |
| Description | The ESMIG shall offer scalability to cope with the different Eurosystem Market Infrastructure Service throughput. |

| | |
|--------------------|---|
| Id | SHRD.UR.ESMIG.ALL.000.290 |
| Name | Independency of services Services regarding volumes |
| Description | The ESMIG shall take care that the traffic of one service Service may not impact the processing time of messages from or to other services Services. |

| | |
|--------------------|--|
| Id | SHRD.UR.ESMIG.ALL.000.300 |
| Name | Archiving of inbound and outbound communications and events |
| Description | <p>The ESMIG shall archive all inbound and outbound communications. The retention period shall be configurable (up to 30 calendar days). After this period the data shall be available via the Legal Archiving Service for a period defined for the legal archive.</p> <p>ESMIG shall offer this feature on <u>an</u> optional basis so that each serviceService canService may opt for it when required; respectively opt out ifor not <u>as</u> applicable.</p> <p>Note: There is no need to store the inbound and outbound communications in the servicesServices but the servicesServices will offer functionalitiesfunctionality to the users to provide information on the communications for a configurable period of time by making use of the data archived by ESMIG.</p> |

| | |
|--------------------|--|
| Id | SHRD.UR.ESMIG.ALL.000.310 |
| Name | Logging of all inbound and outbound communications and events |
| Description | The ESMIG shall log all inbound and outbound communication. |

| | |
|--------------------|---|
| Id | SHRD.UR.ESMIG.ALL.000.320 |
| Name | Provision of operational/monitoring tools |
| Description | The ESMIG shall provide operational/monitoring tools to ensure <u>enable</u> the monitoring of the system's functioning <u>operational performance</u> by the TARGET Service Desk. |

Messaging services

| | |
|--------------------|--|
| Id | SHRD.UR.ESMIG.ALL.000.330 |
| Name | Provision of A2A and U2A services |
| Description | The ESMIG shall provide A2A and U2A services. |

| | |
|--------------------|--|
| Id | SHRD.UR.ESMIG.ALL.000.340 |
| Name | Provision of store- & <u>and</u> -forward (S&F) and Real <u>real</u> time communication (RT) modes |
| Description | The ESMIG shall support Store- & store-and -forward and Real <u>real</u> time communication modes, both in push and pull mode. ESMIG shall provide time out and oversize handling for RT messages if requested i.e. the ESMIG shall offer this feature on <u>an</u> optional basis so that each service <u>Service</u> can opt for it when required; respectively opt out if not <u>as</u> applicable. |

| | |
|--------------------|---|
| Id | SHRD.UR.ESMIG.ALL.000.350 |
| Name | Provision of retry mechanism for S&F communication modes |
| Description | The ESMIG shall provide a retry mechanism for Store- & store-and -forward communications. |

| | |
|--------------------|--|
| Id | SHRD.UR.ESMIG.ALL.000.360 |
| Name | Provision of message and file channel |
| Description | The ESMIG shall handle messages and files via all supported modes (S&F and RT). |

| | |
|--------------------|--|
| Id | SHRD.UR.ESMIG.ALL.000.370 |
| Name | Provision of message and file routing to the different market infrastructure services <u>Market Infrastructure Services</u> |
| Description | <p>The ESMIG shall route incoming messages and files to the different market infrastructure services <u>Market Infrastructure Services</u> addressed. The ESMIG shall identify and select the appropriated service <u>Service</u> based on information provided as part of the communication.</p> <p>Additionally, the ESMIG shall pass the ID of the sender (as result of authentication process) and additional parameters to the service <u>Service</u>.</p> |

The identification could for instance be based on a Distinguished Name (DN) for the ~~service~~ Service.

| | |
|--------------------|---|
| Id | SHRD.UR.ESMIG.ALL.000.380 |
| Name | Provision of message and file routing to the external party |
| Description | <p>The ESMIG shall route messages and files to the external party using: the network provider <u>Network Service Provider</u>, address used by the NSP to identify the external party, communication mode and protocol provided by the market infrastructure services <u>Market Infrastructure Services</u> (i.e. right external user address).</p> |

| | |
|--------------------|---|
| Id | SHRD.UR.ESMIG.ALL.000.390 |
| Name | Provision of decompression/compression mechanism |
| Description | The ESMIG shall provide decompression/compression mechanisms for the communications. |

| | |
|--------------------|---|
| Id | SHRD.UR.ESMIG.ALL.000.400 |
| Name | Provision of inbound messages <u>message</u> queueing and restart of queued inbound messages |
| Description | The ESMIG shall queue messages in A2A (e.g. in case a service <u>Service</u> is temporarily unavailable). At the point in time the service <u>Service</u> is up and running again the ESMIG shall forward the queued inbound message to the appropriate service . <u>TheService</u> . ESMIG shall offer this feature on <u>an</u> optional basis so that each service <u>Service</u> can opt for it when required; respectively opt out ifor not <u>as</u> applicable. |

| | |
|--------------------|--|
| Id | SHRD.UR.ESMIG.ALL.000.410 |
| Name | Information of Network Service Providers about opening and closure of Service(s) due to queueing and restart of inbound messages |
| Description | <p>The ESMIG shall inform the Network Service Providers about the closure of each dedicated Service, so that the messages for this Service shall be queued at NSP level.</p> <p>The ESMIG shall inform the Network Service Providers about the opening of each dedicated Service, so that the queued messages for this Service shall be forward to the ESMIG.</p> <p>The ESMIG shall offer this feature on <u>an</u> optional basis so that each service<u>Service</u> can opt for it when required; respectively opt out ifor not <u>as</u> applicable.</p> |

| | |
|--------------------|--|
| Id | SHRD.UR.ESMIG.ALL.000.420 |
| Name | Provision of outbound message queueing and restart of queued outbound messages |
| Description | The ESMIG shall queue messages (e.g. in case the external connectivity layer is temporarily unavailable). At the point in time the connectivity is up and running again the ESMIG shall forward the queued message to the external connectivity layer. The ESMIG shall offer this feature on <u>an</u> optional basis so that each service <u>Service</u> can opt for it when required respectively opts out ifor not <u>as</u> applicable. |

| | |
|-------------|--|
| Id | SHRD.UR.ESMIG.ALL.000.430 |
| Name | Validation checks for inbound communication received on the message and file channel |
| Description | <p>The ESMIG shall perform the following validation checks, at transport level, for inbound communication regardless of the channel via which they are received:</p> <ul style="list-style-type: none"> • The technical sender is allowed to use the addressed service<u>Service</u>; • Duplicated inbound communication<u>communications</u> are rejected; and • XML message is well-formed. <p>The ESMIG shall forward only valid messages to the services<u>Services</u>.</p> <p>In case of<u>Where a message does not pass the validation checks, ESMIG will send</u> a rejection a<u>message</u>, including a reason code will be sent, to the sender.</p> |

| | |
|-------------|---|
| Id | SHRD.UR.ESMIG.ALL.000.440 |
| Name | Resending of messages and files |
| Description | <p>The ESMIG shall provide a resending functionality for all inbound and outbound messages and files (Such as<u>such</u> resending functionality requires a specific trigger by a person and will not be performed automatically by the system). The ESMIG shall offer this feature on an optional basis so that each service<u>Service</u> can opt for it when required respectively opt out if not as not applicable.</p> |

| | |
|-------------|---|
| Id | SHRD.UR.ESMIG.ALL.000.460 |
| Name | Single sign-on for all market infrastructure services <u>Market Infrastructure Services</u> in U2A |
| Description | <p>The ESMIG shall be the access portal for U2A users to all underlying business applications, meaning to all market infrastructure services<u>Market Infrastructure Services</u>. After the logon to ESMIG a landing page will be displayed offering all market infrastructure services<u>Market Infrastructure Services</u> according to the access rights of the user.</p> |

1.2 EUROSISTEM SINGLE MARKET INFRASTRUCTURE GATEWAY – NON-FUNCTIONAL REQUIREMENTS

1.2.1 Availability

| | |
|--------------------|---|
| Id | SHRD.UR.ESMIG.NFR.020 |
| Name | Availability |
| Description | Availability, calculated on a quarterly basis should be at least 99,7% for real time based communication (including U2A). |

ESMIG may be subject to incidents or failures, which may cause a temporary and unforeseen interruption of the service. Regardless of the total number of such unplanned interruptions, the overall amount of service unavailability time calculated on a quarterly basis shall not exceed 2,16 hours.

| | |
|--------------------|---|
| Id | SHRD.UR.ESMIG.NFR.030 |
| Name | Availability for store-and-forward communication |
| Description | Availability, calculated on a quarterly basis, equivalent to an availability of 99,97% for store-and-forward based communication. |

1.2.2 Disaster Recovery

| | |
|--------------------|---|
| Id | SHRD.UR.ESMIG.NFR.040 |
| Name | Recovery Point Objective |
| Description | ESMIG shall ensure a recovery point objective (RPO) value of zero <u>minutes</u> in <u>case the event</u> of site failures. In case of <u>Where there is</u> a loss of a complete region the RPO shall not exceed two minutes. |

The RPO is a point of consistency to which a user wants to recover or restart the ~~service~~ Service. It is measured as the amount of time between the moment when the point of consistency was created and the moment when the failure occurred.

ESMIG ensures synchronous point of consistency creations and, as a consequence, no data loss in case the event of failures, unless the ~~service can't~~ Service cannot be restarted in the same region and a failover to the backup-region has to be conducted. In this case a data loss of two minutes will be tolerated.

| | |
|--------------------|---|
| Id | SHRD.UR.ESMIG.NFR.050 |
| Name | Rebuilding of Lost Data |
| Description | External parties shall be able to resend transactions, should the addressed service <u>Service</u> require this. Resending messages shall be able <u>possible</u> for <u>all messages sent during</u> at least <u>the previous</u> two minutes. |

This requirement covers that in ~~case~~the event of a possible data loss due to a regional disaster, transactions can be ~~rebuild~~rebuilt.

| | |
|--------------------|--|
| Id | SHRD.UR.ESMIG.NFR.060 |
| Name | Recovery Time Objective |
| Description | The ESMIG shall have a recovery time objective (RTO) according to the requirements of the connected services <u>Services</u> . |

The RTO is the maximum amount of time required for recovery or restart of the ~~service~~Service to a specified point of consistency. In ~~case~~the event of a site failure, ESMIG shall ensure maximum time of unavailability of ~~0~~zero minutes for TIPS and one hour for all other ~~services~~Services starting from the time when the decision to restart the ~~service~~Service is made up to the time the ~~service~~Service is restored. In ~~case~~the event of a major failure or a regional disaster, ESMIG shall ensure maximum time of unavailability of 15 minutes for TIPS and two hours for all other ~~services~~Services starting from the time when the decision to restart the ~~service~~Service is made up to the time the ~~service~~Service is restored.

1.2.3 Performance Requirements

| | |
|--------------------|--|
| Id | SHRD.UR.ESMIG.NFR.070 |
| Name | Response Time Goals |
| Description | The ESMIG shall be subject to the response time requirements of the connected services <u>Services</u> . The dependent services <u>Services</u> should specify their service levels including the required processing in ESMIG. |

~~The~~ ESMIG shall be efficient enough to cope with the service levels of all connected ~~services~~Services.

| | |
|-------------|--|
| Id | SHRD.UR.ESMIG.NFR.080 |
| Name | Upward Scalability |
| Description | <p>ESMIG shall be scalable to handle <u>higher throughputs in order to cope with e.g. short-term market shocks and foreseeable increases</u>:</p> <ul style="list-style-type: none"> • a 20% higher workload within 15 minutes; and • a double of the workload <u>(but up to 200 transactions per second)</u> within 365 days. |

In the course of the service's lifecycle the number of business transactions to be handled by ESMIG will change. ESMIG must be scalable to handle ~~higher throughputs in order to cope with e.g. short-term market shocks and foreseeable increases~~ such changes.

| | |
|-------------|--|
| Id | SHRD.UR.ESMIG.NFR.100 |
| Name | Maximum Size of Files and Messages |
| Description | The ESMIG shall be able to handle a maximum file size of 99 MB. |

2 COMMON REFERENCE DATA MANAGEMENT (CRDM)

2.1 OVERVIEW

2.1.1 Context Diagram

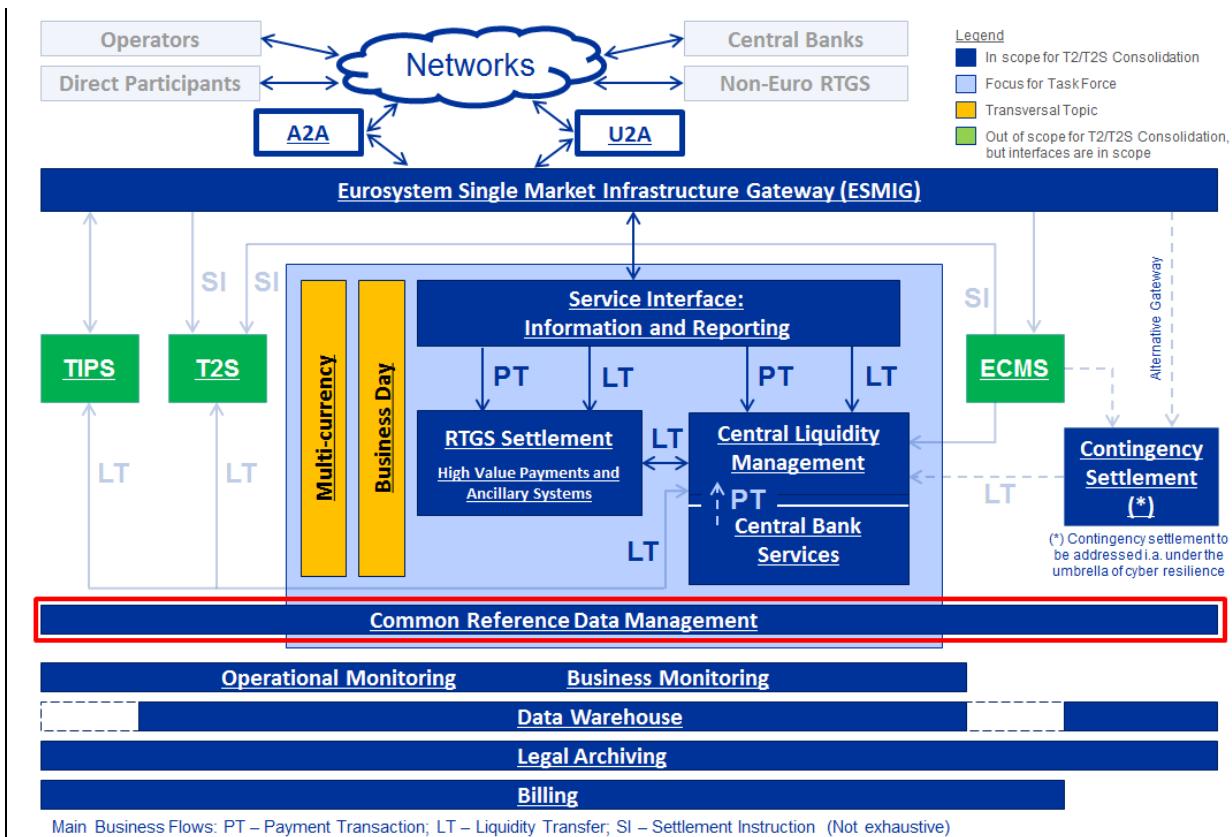


Figure 2: Context Diagram for Common Reference Data Management

This section describes the common processes for the management of ~~Reference Data~~ reference data required for the configuration and operation of all ~~services~~ Services. This includes the *creation, amendment and deletion* of all ~~common~~ reference data entities as well as the propagation of all changes to all ~~services~~ Services impacted by the change.

The analysis of the data requirements completed so far for TIPS, ECMS and the T2/T2S Consolidation indicates that the majority of ~~Reference Data~~ reference data would need to be shared with at least one other ~~service~~ Service and thus would be considered as Common Reference Data.

From the perspective of the processes required to manage the reference data, it is envisaged that all reference data, common or specific for one ~~service~~ Service, shall be maintained by the same set of common processes described. The aim is to achieve consistency and integrity of all reference data and the relationships between them across all ~~services~~ Services, and to avoid duplication and redundancy.

As the intention is to not change T2S, it is implied without being stated explicitly that all Common Reference Data required for T2S is included within the scope of this section. The intention is to build a common data model shared across all ~~services~~Services during the realisation phase of the project.

Within the context of the User Requirements Document, an 'entity' is a person, organisation, place, thing or concept which helps to define or is of interest to the future RTGS services, such as ~~Participant~~Party, Central Bank, Cash Account, ~~Liquidity Transfer~~, Standing Order etc. Each entity is described by a number of 'attributes' which are the individual pieces of information about that entity.

No distinction is made between which processes may be used by which type of Party. Some processes will be available to any participant whilst others will only be available to Central Banks or Operators. This will be managed through User Roles and Access. Similarly, it is envisaged that all processes could be provided in both U2A and A2A modes.

Although it has not been explicitly stated, all of the business processes include the requirement to record a full audit trail of all changes made to any reference data, including the date and timestamp of the change, which user or system process made the change and the details of the change made.

2.1.2 Business Processes

| Business Process | BP Reference | Business Process Description |
|--|----------------------|--|
| Create an occurrence of Common Reference Data | SHRD.BP.CRDM.CRERD | Creation of any common reference data <u>Common Reference Data</u> entity |
| Amend an occurrence of Common Reference Data | SHRD.BP.CRDM.AMDRD | Amendment of any common reference data <u>Common Reference Data</u> entity |
| Delete an occurrence of Common Reference Data | SHRD.BP.CRDM.DELRD | Deletion of any common reference data <u>Common Reference Data</u> entity |
| Propagate Changes | SHRD.BP.CRDM.PROP | Propagate changes to common reference data <u>Common Reference Data</u> to all services <u>Services</u> that need the information for their processing |
| Block an occurrence of Common Reference Data | SHRD.BP.CRDM.BLKRD | Blocking of a cash account, a participant or an Ancillary System |
| Unblock an occurrence of Common Reference Data | SHRD.BP.CRDM.UNBLKRD | Unblocking of a cash account, a participant or an Ancillary System |
| Close a Cash Account | SHRD.BP.CRDM.CLOACC | Closing a cash account |
| Directory Service | SHRD.BP.CRDM.DIR | Provides the services' directories |

Table 1: Business Processes for Common Reference Data Management

2.1.3 General User Requirements for CRDM

The generic processes for the creation, amendment and deletion of an occurrence of reference data (referred to generically as maintain data) can be applied to all ~~common-reference-data~~Common Reference Data entities.

For revisions and audit trail requirements the modified data at attribute level as well as the user and timestamp will be documented. Additionally, a chronological record of changes will be stored to keep a history.

| | |
|--------------------|--|
| Id | SHRD.UR.CRDM.ALL.000.010 |
| Name | Audit trail |
| Description | The CRDM service shall ensure that for each data creation, amendment and deletion of a reference data entity, the modified data at attribute level, the user performing the change and the timestamp of the change are logged. |

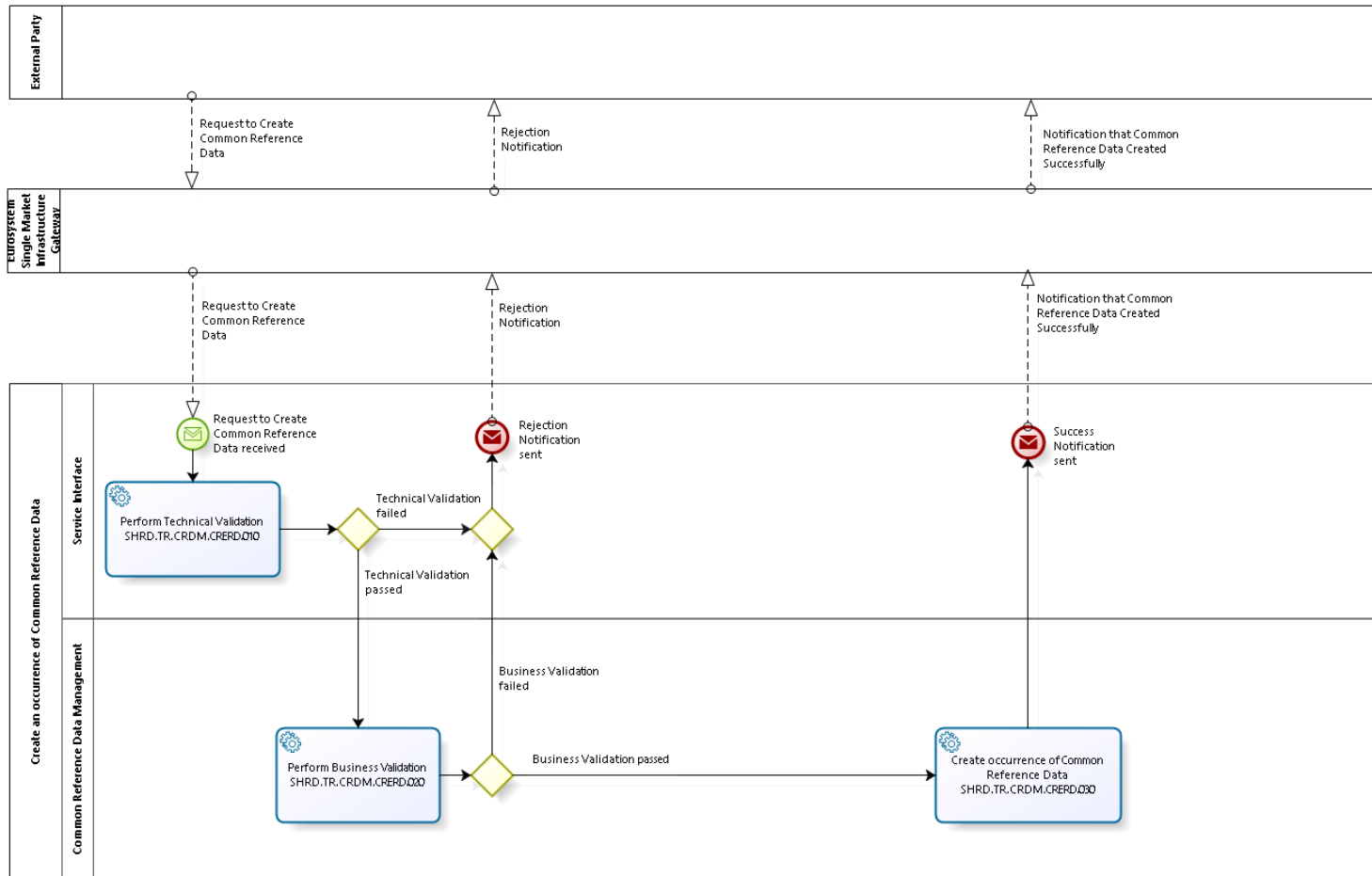
| | |
|--------------------|---|
| Id | SHRD.UR.CRDM.ALL.000.020 |
| Name | Data history |
| Description | The CRDM service shall maintain documentation of a chronological record of <u>all changes to the values held for the reference data</u> . |

| | |
|--------------------|--|
| Id | SHRD.UR.CRDM.ALL.000.030 |
| Name | Check user access rights |
| Description | The CRDM service shall check that the user has appropriate authorisation <u>access, through User Roles</u> and privilege rights <u>Access Rights</u> , to perform the intended function on the intended reference data entity. |

2.2 CREATE AN OCCURRENCE OF COMMON REFERENCE DATA

Business Process Ref: SHRD.BP.CRDM.CRERD

2.2.1 Business Process Model



Business Process Model 1: Create an occurrence of Common Reference Data

2.2.2 Process Overview

Process goal:

This business process describes the creation of an occurrence of reference data. The [Entities relevant entities](#) are described in chapter 9 [on Business Data Definitions \(BDD\)-\) in this document](#).

Where the Common Reference Data entity includes a Valid From Date and a Valid From Event, these shall be used to determine which version of the Common Reference Data entity is valid at the time. The Valid From Date indicates the business date when it will become valid in the system, which by default will be the next business date. If the Valid From Event is not specified then it will become valid at the start of the business day indicated by the Valid From Date. Otherwise it will become valid in the system when the Valid From Event occurs, such as at the Start of Day, End of Day or the completion of a specified process.

Common Reference Data may also include a Valid To Date and a Valid To Event, indicating the point at which it will no longer be valid in the system and can no longer be used.

The user will select Valid From Event and Valid To Event from a list of possible values, each of which shall be an event recognisable by the system and recorded in the [Scheduler scheduler](#). In addition, the Event may be specified as 'Immediate'.

When a Common Reference Data entity requires the above described date validity attributes (or any subset of them), this is explicitly specified in the definition of the entity in the Business Data Definition section [of the relevant in this](#) User Requirements Document.

Process context:

- ▶ The generic process and its descriptions are valid for all reference data entities.

Pre-conditions:

- ▶ None

Time constraints:

- ▶ Maintenance window

Expected results:

- ▶ If the request content is either invalid or fails the reference data checks, it will be rejected and a rejection notification with the appropriate reason code will be sent to the [initiating party sender of the message](#).
- ▶ If the request content is valid and reference data checks have been passed successfully, the platform will create an occurrence of reference data and the platform will send a success notification to the [initiating party sender of the message](#).

Triggers:

- ▶ The process will be initiated by a ~~party~~Party sending a request to the platform to create a new occurrence of reference data.

Sub-processes:

- ▶ ~~None~~

2.2.3 User Requirements

2.2.3.1 PERFORM TECHNICAL VALIDATION

Task Ref: SHRD.TR.CRDM.CRERD.010

Technical validation shall perform checks such as field level validation (fields have correct data type and size), ~~if the request was received~~.

If the validation fails, a rejection notification with the appropriate reason code shall be sent to the ~~initiating party~~sender of the message.

General User Requirements

| | |
|--------------------|---|
| Id | SHRD.UR.CRDM.CRERD.010.010 |
| Name | Validation of messages received |
| Description | The CRDM-service shall parse the message received and validate it against the relevant schema to ensure that all attributes are of the correct data type and length. After encountering the first negative validation result, the service interface shall continue to validate as far as possible and report all negative results together in a single message. The service interface shall reject the order only after performing all possible technical validations validation. |

| | |
|--------------------|--|
| Id | SHRD.UR.CRDM.CRERD.010.020 |
| Name | Check mandatory attributes |
| Description | The CRDM-service shall ensure that all mandatory attributes are populated |

2.2.3.2 PERFORM BUSINESS VALIDATION

Task Ref: SHRD.TR.CRDM.CRERD.020

Where the result of the technical validation is positive, the message is submitted for business validation. The business validation comprises checks on the values of the attributes, cross-field consistency checks (where the value of one field is dependent upon, or has a relationship with, the value of another field, either in the same message or in the data already present in the database) and authorisation checks to ensure that the sender of the creation request has suitable permissions. Additionally, the system will ensure that duplicate entities cannot be created.

If the validation fails, a rejection notification with the appropriate reason code shall be sent to the initiating party sender of the message.

General User Requirements

| | |
|--------------------|---|
| Id | SHRD.UR.CRDM.CRERD.020.010 |
| Name | Check attribute values |
| Description | The CRDM-service shall check that the values of all attributes that are populated (mandatory or optional) are valid according to the allowed values or value ranges. |

| | |
|--------------------|--|
| Id | SHRD.UR.CRDM.CRERD.020.020 |
| Name | Check data integrity |
| Description | The CRDM-service shall check that all cross-field validations (data integrity) are satisfied, either between attributes within the message or between an attribute in the message and one or more items of data held in the system. |

| | |
|--------------------|---|
| Id | SHRD.UR.CRDM.CRERD.020.030 |
| Name | Check Valid From Date |
| Description | <p>The CRDM-service<u>creation request</u> may include a Valid From Date in reference data entities, although it may not be populated.</p> <p>The value indicates the business date from which the occurrence of Common Reference Data will be valid. If not stated, the next business date shall be used by default.</p> <p>Valid From Date must be a valid date that must be on or after the current business date.</p> |

| | |
|-------------|---|
| Id | SHRD.UR.CRDM.CRERD.020.040 |
| Name | Check Valid To Date |
| Description | <p>The CRDM-servicecreation request may include a Valid To Date in-reference data-entities, although it may not be populated.</p> <p>The value indicates the business date from which the occurrence of Common Reference Data will no longer be valid. If not stated, <u>no default value will be applied and</u> the occurrence of Common Reference Data will remain valid indefinitely.</p> <p>Valid To Date is optional. If populated, it must be a valid date that must be on or after the current business date, and also on or after the Valid From Date.</p> |

| | |
|-------------|---|
| Id | SHRD.UR.CRDM.CRERD.020.050 |
| Name | Check Valid From Event |
| Description | <p>The CRDM-servicecreation request may include a Valid From Event in-reference data-entities, although it may not be populated.</p> <p>The value indicates the event that, when it occurs, will be the point from which the occurrence of Common Reference Data will be valid, on the Valid From Date. If the Valid From Event is not populated the occurrence of Common Reference Data will be valid from the Start of Day on the business date indicated by the Valid From Date, <u>or from the Start of Day on the next business date, if the Valid From Date is not populated. The default value for Valid From Event is thus 'Start of Day'.</u></p> <p>The Valid From Event shall be populated from a list of possible values, each of which shall be an event recognisable by the system and recorded in the Schedulerscheduler.</p> |

| | |
|-------------|--|
| Id | SHRD.UR.CRDM.CRERD.020.060 |
| Name | Check Valid To Event |
| Description | <p>The CRDM-servicecreation request may include a Valid To Event in-reference data-entities, although it may not be populated.</p> <p>The value indicates the event that, when it occurs, will be the point from which the occurrence of Common Reference Data will no longer be valid, on the Valid To Date. If the Valid To Event is not populated the occurrence of Common Reference Data will no longer be valid from the Start of Day on the business date indicated by the Valid To Date. <u>The default value for Valid To Event is 'Start of Day'.</u></p> <p>If the Valid To Event is populated then the Valid To Date must also be populated.</p> <p>The Valid To Event shall be populated from a list of possible values, each of which shall be an event recognisable by the system and recorded in the Schedulerscheduler.</p> |

| | |
|-------------|---|
| Id | SHRD.UR.CRDM.CRERD.020.070 |
| Name | Check for duplicate of entity to be created |
| Description | The CRDM-service shall ensure that an active entity cannot be created a second time. |

2.2.3.3 CREATE OCCURRENCE OF COMMON REFERENCE DATA

Task Ref: SHRD.TR.CRDM.CRERD.030

After processing all ~~validations~~validation successfully the occurrence of Common Reference Data will be created in the system, using the attributes from the request received.

Although the occurrence of Common Reference Data will be present in the system immediately after it has passed the validation, it will not necessarily become valid for use with immediate effect as the changes in general will be valid from the following business day or may be post-dated through the use of date validity attributes. Only a few reference data will be valid immediately, e. g. blocking, limit.

Processes using the Common Reference Data will need to determine at the time whether the data is valid, by checking the Valid From Date and Valid To Date and the Valid ~~To Date~~ From Event and Valid To Event, or their default values where ~~available~~they were not populated:

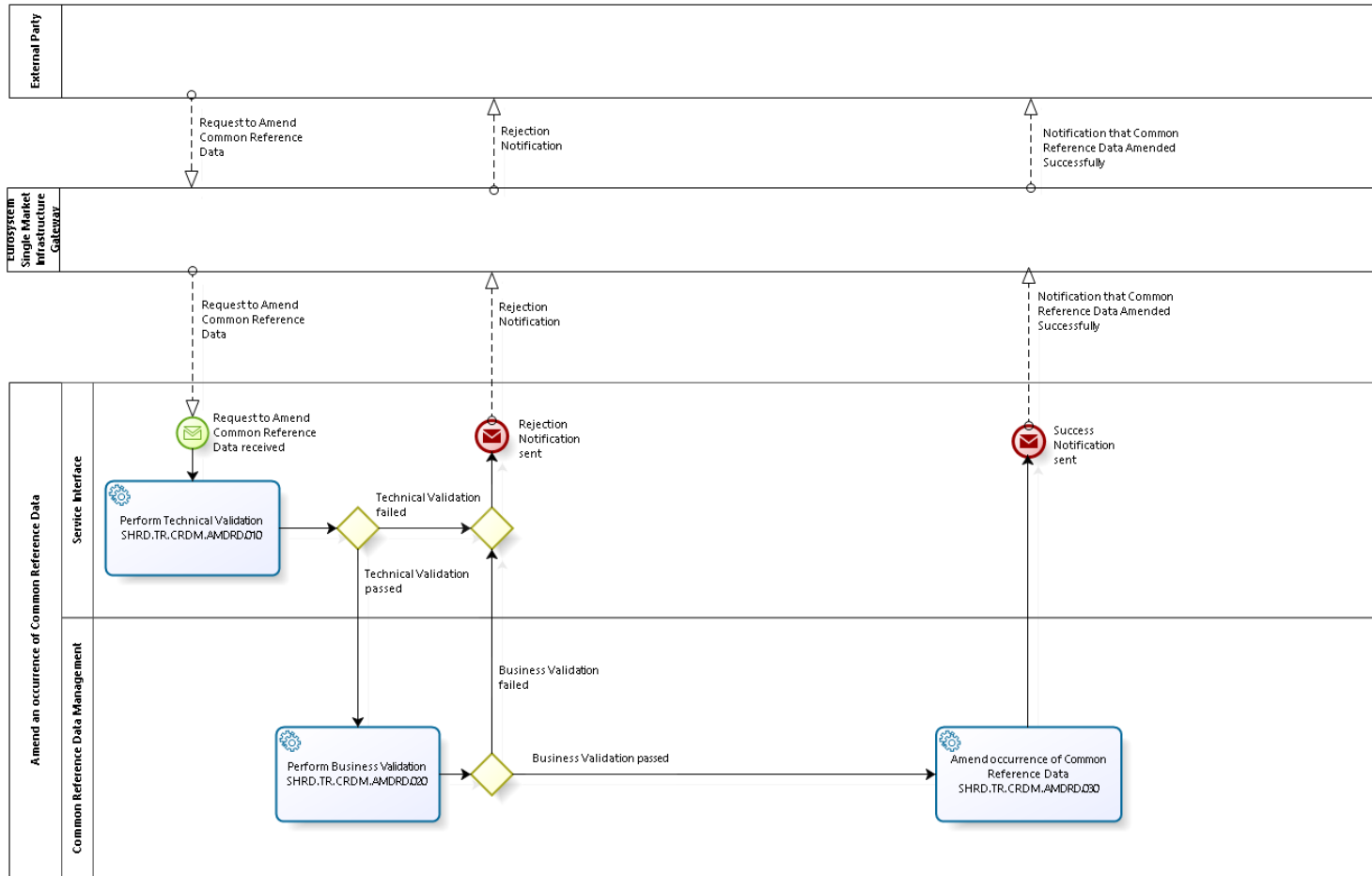
- ▶ If the Valid To Date is not populated and the current business date at that time is after the Valid From Date then the Common Reference Data is valid
- ▶ If the Valid To Date is populated and the current business date at that time is between the Valid From Date and the Valid To Date (i.e. not on either date) then the Common Reference Data is valid
- ▶ If the current business date at that time is the same as either the Valid From Date or the Valid To Date then the process attempting to use the Common Reference Data must check the ~~Scheduled~~scheduled processes that have been executed in order to examine whether the Valid From Event or Valid To Event have already occurred or not. ~~If the Valid From Event or Valid To Event are not specified then the Start of next Day is taken as the default event.~~

Where the Common Reference Data entity does not include date validity attributes then the new occurrence of the Common Reference Data shall become valid with immediate effect.

2.3 AMEND AN OCCURRENCE OF COMMON REFERENCE DATA

Business Process Ref: SHRD.BP.CRDM.AMDRD

2.3.1 Business Process Model



Business Process Model 2: Amend an occurrence of Common Reference Data

2.3.2 Process Overview

Process goal:

This business process describes the amendment of an occurrence of reference data.

Where the Common Reference Data entity includes a Valid From Date and a Valid From Event ~~or Valid From Time~~, these shall be used to determine which version of the Common Reference Data entity is valid at the time.

The Valid From Date in the amendment request indicates the business date from which the amended version of the reference data will become valid in the system, which by default will be the next business date. If the Valid From Event ~~or Valid in the amendment request~~ From Time is not specified then it will become valid at the start of the business day indicated by the Valid From Date. Otherwise it will become valid in the system when the Valid From Event occurs, such as at the Start of Day, End of Day or the completion of a specified process, ~~or as at the Valid From Time~~.

The Common Reference Data entity may also include a Valid To Date and a Valid To Event ~~or Valid To Time~~, indicating the point at which it will no longer be valid in the system and can no longer be used. If this has not yet occurred and the occurrence of reference data is currently valid, the Valid To Date, ~~Valid To Time~~ and/or Valid To Event can be amended.

When a Common Reference Data entity requires the above described date/~~time~~event validity attributes (or any subset of them) for specifying the validity of new attribute values, this is explicitly specified in the definition of the entity in section 9 on Business Data Definition ~~section of the relevant~~ in this User Requirements Document.

Process context:

- ▶ The generic process and its descriptions are valid for all reference data entities.

Pre-conditions:

- ▶ The occurrence of the reference data must already exist.

Time constraints:

- ▶ Maintenance window

Expected results:

- ▶ If the request content is either invalid or fails the reference data checks, it will be rejected and a rejection notification with the appropriate reason code will be sent to the initiating party sender of the message.
- ▶ If the request content is valid and reference data checks have been passed successfully, the platform will amend the occurrence of reference data and the platform will send a success notification to the initiating party sender of the message.

Triggers:

- ▶ The process will be initiated by ~~an-party~~ Party sending a request to the platform for an amendment to an existing occurrence of reference data.

~~Sub-processes:~~

- ▶ ~~None~~

2.3.3 User Requirements

2.3.3.1 PERFORM TECHNICAL VALIDATION

Task Ref: SHRD.TR.CRDM.AMDRD.010

Technical validation shall perform checks such as field level validation (fields have correct data type and size) for messages received.

If the validation fails, a rejection notification with the appropriate reason code shall be sent to the ~~initiating party~~ sender of the message.

~~2.3.41.1.1 General User Requirements~~

| | |
|--------------------|---|
| Id | SHRD.UR.CRDM.AMDRD.010.010 |
| Name | Validation of messages received |
| Description | The CRDM service shall parse the message received and validate it against the relevant schema to ensure that all attributes are of the correct data type and length. |

| | |
|--------------------|---|
| Id | SHRD.UR.CRDM.AMDRD.010.020 |
| Name | Check mandatory fields |
| Description | The CRDM service shall ensure that all mandatory attributes are populated. |

~~2.3.4.12.3.3.2~~ PERFORM BUSINESS VALIDATION

Task Ref: SHRD.TR.CRDM.AMDRD.020

Where the result of the technical validation is positive, the message is submitted for business validation. The business validation comprises checks on the values of the attributes, cross-field consistency checks (where the value of one field is dependent upon, or has a relationship with, the

value of another field, either in the same message or in the data already present in the database) and authorisation checks to ensure that the sender of the amendment request has suitable permissions.

If the validation fails, a rejection notification with the appropriate reason code shall be sent to the ~~initiating party~~ sender of the message.

General User Requirements

| | |
|--------------------|---|
| Id | SHRD.UR.CRDM.AMDRD.020.010 |
| Name | Identify occurrence of Common Reference Data entity to be amended |
| Description | The CRDM service shall ensure that the occurrence of reference data to be amended has already been created (regardless of whether it is currently valid or not). |

| | |
|--------------------|---|
| Id | SHRD.UR.CRDM.AMDRD.020.020 |
| Name | Check attribute values |
| Description | The CRDM service shall check that the values of all attributes that are populated (mandatory or optional) are valid according to the allowed values or value ranges. |

| | |
|--------------------|--|
| Id | SHRD.UR.CRDM.AMDRD.020.030 |
| Name | Check data integrity |
| Description | The CRDM service shall check that all cross-field validations (data integrity) are satisfied, either between attributes within the message or between an attribute in the message and one or more items of data held in the system. |

| | |
|-------------|---|
| Id | SHRD.UR.CRDM.AMDRD.020.040 |
| Name | Check Valid From Date |
| Description | <p>The CRDM service<u>amendment request</u> may include a Valid From Date in reference data entities, although it may not be populated.</p> <p>The value indicates the business date from which the amendment to the occurrence of Common Reference Data will be valid. If not stated, the next business date shall be used by default.</p> <p>Valid From Date must be a valid date that must be on or after the current business date.</p> |

| | |
|-------------|---|
| Id | SHRD.UR.CRDM.AMDRD.020.050 |
| Name | Check Valid To Date |
| Description | <p>The CRDM service<u>amendment request</u> may include a Valid To Date in reference data entities, although it may not be populated.</p> <p>The value indicates the business date from which the occurrence of Common Reference Data will no longer be valid. If not stated, <u>no default value will be applied and</u> the occurrence of Common Reference Data will remain valid indefinitely.</p> <p>Valid To Date is optional. If populated, it must be a valid date that must be on or after the current business date, and also on or after the Valid From Date.</p> |

| | |
|-------------|--|
| Id | SHRD.UR.CRDM.AMDRD.020.060 |
| Name | Check Valid From Event |
| Description | <p>The CRDM service<u>amendment request</u> may include a Valid From Event in reference data entities, although it may not be populated.</p> <p>The value indicates the event that, when it occurs, will be the point from which the amendment to the occurrence of Common Reference Data will be valid, on the Valid From Date. If the Valid From Event is not populated the amendment will be valid from the Start of Day on the business date indicated by the Valid From Date, <u>or from the Start of Day on the next business date, if the Valid From Date is not populated. The default value for Valid From Event is thus 'Start of Day'.</u></p> <p>The Valid From Event shall be populated from a list of possible values, each of which shall be an event recognisable by the system and recorded in the Schedulers<u>scheduler</u>.</p> |

| | |
|-------------|--|
| Id | SHRD.UR.CRDM.AMDRD.020.070 |
| Name | Check Valid To Event |
| Description | <p>The CRDM service<u>amendment request</u> may include a Valid To Event in reference data entities, although it may not be populated.</p> <p>The value indicates the event that, when it occurs, will be the point from which the occurrence of Common Reference Data will no longer be valid, on the Valid To Date. If the Valid To Event is not populated the occurrence of Common Reference Data will no longer be valid from the Start of Day on the business date indicated by the Valid To Date. <u>The default value for Valid To Event is 'Start of Day'.</u></p> <p>If the Valid To Event is populated then the Valid To Date must also be populated.</p> <p>The Valid To Event shall be populated from a list of possible values, each of which shall be an event recognisable by the system and recorded in the Schedulers<u>scheduler</u>.</p> |

2.3.4.22.3.3.3 AMEND OCCURRENCE OF REFERENCE DATA

Task Ref: SHRD.TR.CRDM.AMDRD.030

After processing all ~~validations~~validation successfully the attribute(s) of the specified reference data entity shall be amended to the values from the request received.

Although the amended version of the reference data entity will be present in the system immediately after it has passed the validation, it will not necessarily become valid for use with immediate effect as the change may be post-dated through the use of date/timeevent validity attributes.

Processes using the Common Reference Data will need to determine at the time whether the data is valid, by checking the Valid From Date and Valid To Date and the Valid ~~To Date~~ From Event and Valid To Event, or their default values where ~~available~~they were not populated:

- ▶ If the Valid To Date is not populated and the current business date at that time is after the Valid From Date then the Common Reference Data is valid.
- ▶ If the Valid To Date is populated and the current business date at that time is between the Valid From Date and the Valid To Date (i.e. not on either date) then the Common Reference Data is valid.
- ▶ If the current business date at that time is the same as either the Valid From Date or the Valid To Date then the process attempting to use the Common Reference Data must check ~~Valid From Time or Valid To Time, or the Scheduled~~the scheduled processes that have been executed to check whether the Valid From Event or Valid To Event have already occurred or not. ~~If the Valid From Event or Valid To Event are not specified then the Start of next Day is taken as the default event.~~

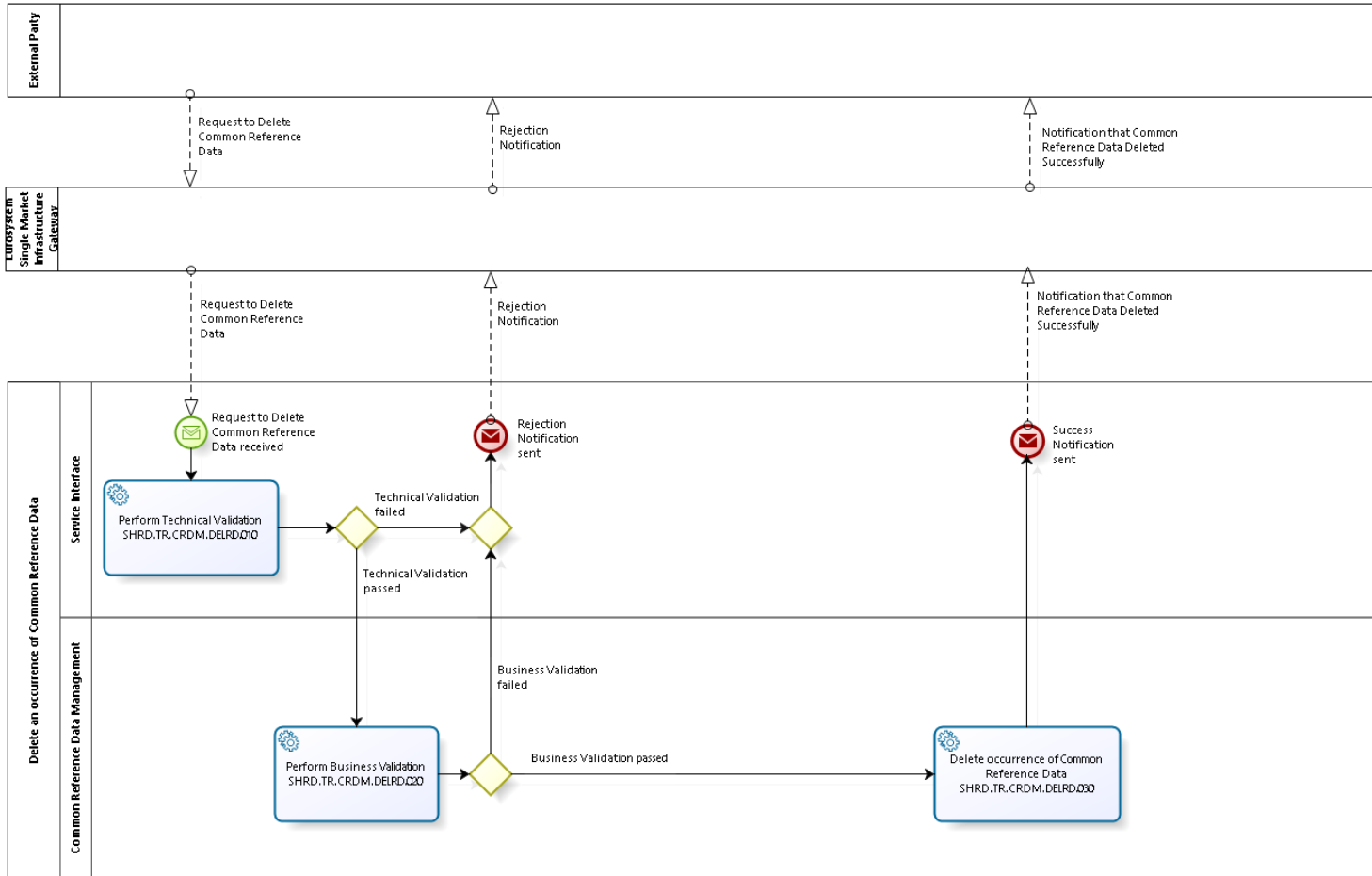
| | |
|-------------|---|
| Id | SHRD.UR.CRDM.AMDRD.030.010 |
| Name | Validity of amended reference data |
| Description | <p>The CRDM service shall amend the attributes of the entity as requested.</p> <p>Where the entity has date/<u>timeevent</u> validity attributes but these are not stated <u>in the amendment request</u> then, by default, the new values become valid as of the start of the next business day.</p> <p>Alternatively the user may specify a future date and/or event from which the new values become valid by using the Valid From Date and the Valid From Event or Valid From Time<u>in the amendment request</u>.</p> <p>Where the entity does not have date/<u>timeevent</u> validity attributes then the amendment shall become valid with immediate effect.</p> |

| | |
|-------------|--|
| Id | SHRD.UR.CRDM.AMDRD.030.020 |
| Name | Previous version of reference data no longer valid |
| Description | <p>The CRDM service shall amend the Valid To Date, Valid To Time and Valid To Event for the previous version of the reference data that has been amended, using the values of the Valid From Date, Valid From Time and Valid From Event of the new version of the reference data.</p> <p>This will ensure that the end of validity of the previous version and the start of validity of the new version are simultaneous.</p> <p>Where the entity does not have date/timeevent validity attributes then the old values of the amended entity shall become invalid with immediate effect.</p> |

2.4 DELETE AN OCCURRENCE OF COMMON REFERENCE DATA

Business Process Ref: SHRD.BP.CRDM.DELRD

2.4.1 Business Process Model



Business Process Model 3: Delete an occurrence of Common Reference Data

2.4.2 Process Overview

Process goal:

This business process describes the logical deletion of an occurrence of reference data, which will be marked as a status update. The subsequent archiving and physical deletion will be handled by a separate process.

Where the Common Reference Data entity includes a Valid From Date and a Valid From Event ~~or Valid From Time~~, these shall be used to determine which version of the Common Reference Data entity is valid at the time.

The Valid From Date in the deletion request indicates the business date on which the logical deletion of the reference data will occur in the system, which by default will be the next business date. If the Valid From Event ~~or Valid From Time~~ in the deletion request is not specified then it will occur at the start of the business day indicated by the Valid From Date. Otherwise it will occur in the system when the Valid From Event occurs, such as at the Start of Day, End of Day or the completion of a specified process, ~~or as at the Valid From Time~~.

When a Common Reference Data entity requires the above described date/~~time~~event validity attributes (or any subset of them) for specifying when the entity shall become logically deleted, this is explicitly specified in the definition of the entity in section 9 on Business Data Definition ~~section of the relevant~~this User Requirements Document.

Process context:

- ▶ The generic process and its descriptions are valid for all reference data entities.

Pre-conditions:

- ▶ The occurrence of the reference data must already exist.

Time constraints:

- ▶ Maintenance window

Expected results:

- ▶ If the request content is either invalid or fails the reference data checks, it will be rejected and a rejection notification with the appropriate reason code will be sent to the ~~initiating party~~sender of the message.
- ▶ If the request content is valid and reference data checks have been passed successfully, the platform will mark the occurrence of reference data as being logically deleted and the platform will send a success notification to the ~~initiating party~~sender of the message.

Triggers:

- ▶ The process will be initiated by ~~an-party~~ Party sending a request to the platform for the deletion of an existing occurrence of reference data.

Sub-processes:

- ▶ ~~None~~

2.4.3 User Requirements

2.4.3.1 PERFORM TECHNICAL VALIDATION

Task Ref: SHRD.TR.CRDM.DELRD.010

Technical validation shall perform checks such as field level validation (fields have correct data type and size) for messages received.

If the validation fails, a rejection notification with the appropriate reason code shall be sent to the ~~initiating party~~ sender of the message.

General User Requirements

| | |
|--------------------|--|
| Id | SHRD.UR.CRDM.DELRD.010.010 |
| Name | Validation of messages received |
| Description | The CRDM service shall parse the message received and validate it against the relevant schema to ensure all attributes are of the correct data type and length. |

| | |
|--------------------|---|
| Id | SHRD.UR.CRDM.DELRD.010.020 |
| Name | Check mandatory fields |
| Description | The CRDM service shall ensure that all mandatory attributes are populated. |

2.4.3.2 PERFORM BUSINESS VALIDATION

Task Ref: **SHRD.TR.CRDM.DELRD.020**

Where the result of the technical validation is positive, the message is submitted for business validation. The business validation comprises checks on the values of the attributes, cross-field consistency checks (where the value of one field is dependent upon, or has a relationship with, the value of another field, either in the same message or in the data already present in the database) and authorisation checks to ensure that the sender of the deletion request has suitable permissions.

If the validation fails, a rejection notification with the appropriate reason code shall be sent to the initiating party sender of the message.

General User Requirements

| | |
|--------------------|---|
| Id | SHRD.UR.CRDM.DELRD.020.010 |
| Name | Identify occurrence of Common Reference Data entity to be deleted |
| Description | The CRDM service shall ensure that the occurrence of reference data to be deleted has already been created (regardless of whether it is currently valid or not). |

| | |
|--------------------|---|
| Id | SHRD.UR.CRDM.DELRD.020.020 |
| Name | Check Valid From Date |
| Description | <p>The CRDM service<u>deletion request</u> may include a Valid From Date in reference data entities, although it may not be populated.</p> <p>The value indicates the business date on which the occurrence of Common Reference Data will be logically deleted. If not stated, the next business date shall be used by default.</p> <p>Valid From Date must be a valid date that must be on or after the current business date.</p> |

| | |
|-------------|--|
| Id | SHRD.UR.CRDM.DELRD.020.030 |
| Name | Check Valid From Event |
| Description | <p>The CRDM service deletion request may include a Valid From Event in reference data entities, although it may not be populated.</p> <p>The value indicates the event that, when it occurs, will be the point at which the occurrence of Common Reference Data will be logically deleted, on the Valid From Date. If the Valid From Event is not populated the amendment will be valid from the Start of Day on the business date indicated by the Valid From Date, <u>or from the Start of Day on the next business date, if the Valid From Date is not populated. The default value for Valid From Event is thus 'Start of Day'.</u></p> <p>The Valid From Event shall be populated from a list of possible values, each of which shall be an event recognisable by the system and recorded in the Schedulerscheduler.</p> |

2.4.3.3 DELETE OCCURRENCE OF COMMON REFERENCE DATA

Task Ref: SHRD.TR.CRDM.DELRD.030

After processing all ~~validations~~validation successfully the reference data entity will be logically deleted.

Although the reference data entity will be marked as logically deleted in the system immediately after it has passed the validation, it can only be regarded as logically deleted once the business date indicated by the Valid From Date ~~and the Valid From Time~~ has been reached and the Valid From Event has occurred, where the reference data entity includes date/timeevent validity attributes.

| | |
|--------------------|---|
| Id | SHRD.UR.CRDM.DELRD.030.010 |
| Name | Logical deletion of common reference data <u>Common Reference Data</u> |
| Description | <p>The CRDM-service shall mark a reference data entity as logically deleted, instead of a physical deletion.</p> <p>Where the entity has date/<u>timeevent</u> validity attributes but these are not stated then, by default, an entity is considered to be deleted as of the start of the next business day.</p> <p>Alternatively the user may specify a future date and/or event when the reference data entity will be logically deleted by using the Valid From Date and the Valid From Time or Valid From Event.</p> <p>Where the entity does not have date/<u>timeevent</u> validity attributes then the logical deletion shall become effective immediately.</p> |

2.5 PROPAGATE CHANGES

Business Process Ref: SHRD.BP.CRDM.PROP

2.5.1 Process Overview

Process goal:

This business process describes the propagation of changes made to Common Reference Data.

Common Reference Data is maintained centrally for use by any of the Market Infrastructure Services, including TIPS, ECMS, T2S, RTGS and CLM.

Process context:

- ▶ This is the process through which all changes to Common Reference Data (create, amend or delete) are propagated throughout the Market Infrastructure Services.

Pre-conditions:

- ▶ Changes have been made to Common Reference Data.

Time constraints:

- ▶ Maintenance window.

Expected results:

The process propagates any successful change made to any occurrence of Common Reference Data, including:

- ▶ Creating an occurrence of Common Reference Data.
- ▶ Amending an occurrence of Common Reference Data:
 - Changing the value of an attribute.
 - Adding an attribute.
 - Deleting an attribute.
- ▶ Deleting an occurrence of Common Reference Data.

Each change is propagated either ~~intra-day~~ intraday or as specified in Valid From (Date/ ~~Time~~/ Event) to each ~~service~~ Service that is known to be a user of the Common Reference Data entity associated with the change, as soon as the change is made.

Triggers:

- ▶ The process will be initiated by any successful change made to any occurrence of Common Reference Data.

Sub-processes:

- ▶ ~~None~~

2.5.2 ~~——~~ User Requirements

General User Requirements

2.5.2 General User Requirements

| | |
|-------------|--|
| Id | SHRD.UR.CRDM.PROP.000.010 |
| Name | Record service <u>Service</u> subscribing as user of Common Reference Data entity |
| Description | For each specific type of reference data entity maintained in the system the CRDM- service shall maintain a list of services <u>Services</u> that shall be informed about any change. |

| | |
|-------------|---|
| Id | SHRD.UR.CRDM.PROP.000.020 |
| Name | Detect change to an occurrence of Common Reference Data |
| Description | The CRDM- service shall initiate the process of propagating the change to services <u>Services</u> that need the information for their processing, as soon as the change completed successfully. |

| | |
|-------------|--|
| Id | SHRD.UR.CRDM.PROP.000.030 |
| Name | Determine services <u>Services</u> impacted by change to an occurrence of Common Reference Data |
| Description | The CRDM service shall provide information to the services <u>Services</u> that need the information for their processing whenever an occurrence of Common Reference Data is created, amended or deleted. |

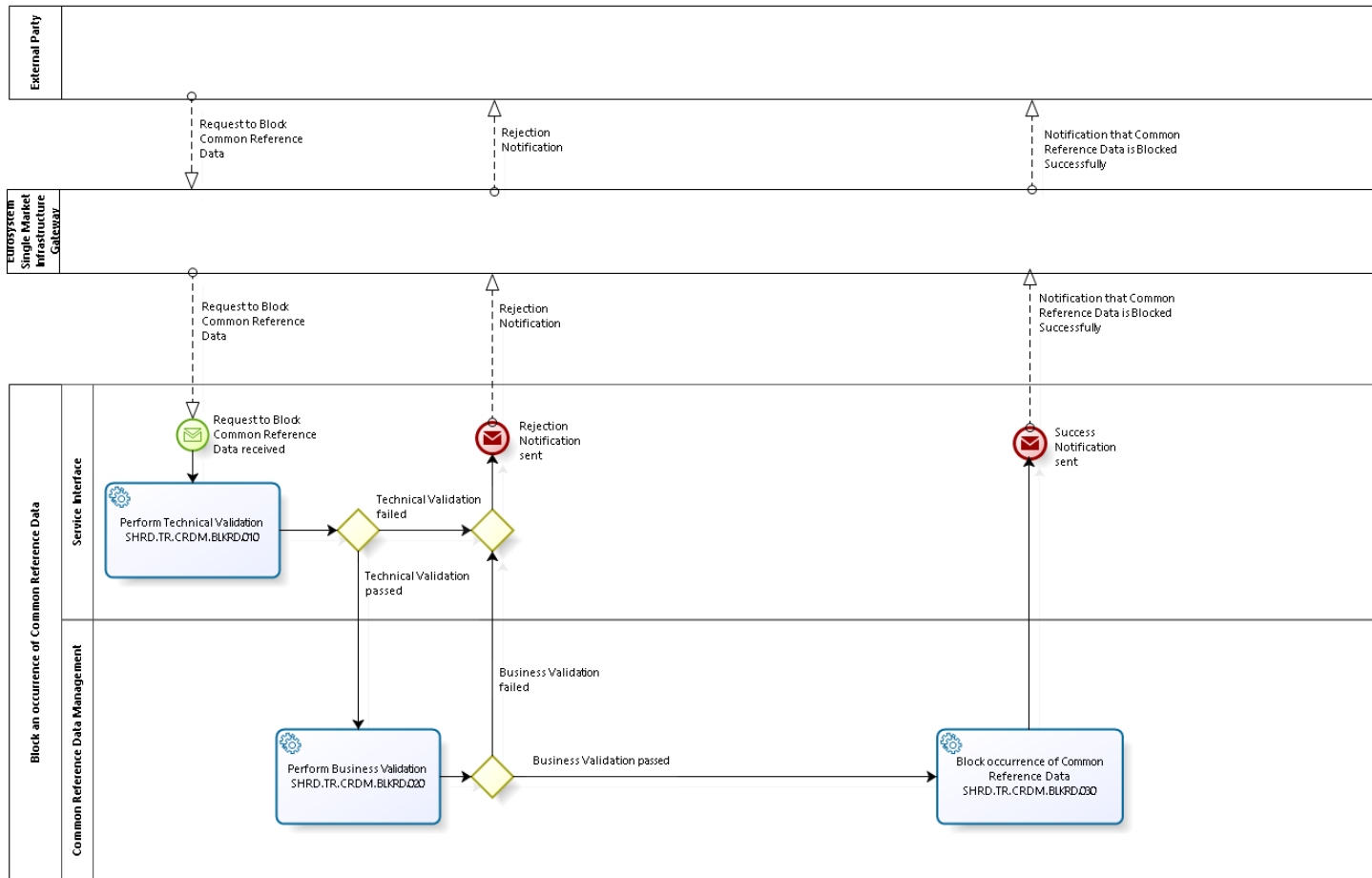
| | |
|-------------|--|
| Id | SHRD.UR.CRDM.PROP.000.040 |
| Name | Propagate change to an occurrence of Common Reference Data |
| Description | The CRDM- service shall indicate whether the occurrence was added, amended or deleted, the values of the attributes held before and after the change, the date and time the change was made. |

| | |
|-------------|--|
| Id | SHRD.UR.CRDM.PROP.000.050 |
| Name | Service-specific Reference Data maintenance |
| Description | <p>Any changes to reference data made locally in any serviceService shall need to be made also in Common Reference Data.</p> <p>The changes shall be propagated to all servicesServices that need the information for their processing impacted by the change, including the serviceService in which the change was made locally.</p> |

2.6 BLOCK AN OCCURRENCE OF COMMON REFERENCE DATA

Business Process Ref: SHRD.BP.CRDM.BLKRD

2.6.1 Business Process Model



Business Process Model 4: Block an occurrence of Common Reference Data

2.6.2 Process Overview

Process goal:

This business process describes the blocking of Cash Accounts and Parties.

Where the Common Reference Data entity includes a Valid From Date and a Valid From Event, these shall be used to determine which version of the Common Reference Data entity is valid at the time.

The Valid From Date in the blocking request indicates the business date from which the occurrence of reference data will become blocked in the system, which by default will be the next business date. If the Blocking Valid From Date is instructed specified as immediate, the ~~cash-accounts~~ Cash Accounts and or/ ~~parties~~ Parties will become blocked immediately.

When a Common Reference Data entity requires ~~the above described date/time event~~ validity attributes ~~(or any subset of them)~~ for specifying when determining which version of the entity shall become blocked, this is explicitly specified in the definition of the entity in section 9 on Business Data Definition ~~section of the relevant in this~~ User Requirements Document.

Process context:

- ▶ The generic process and its descriptions are valid for Cash Accounts and Parties.

Pre-conditions:

- ▶ None

Time constraints:

- ▶ Maintenance window

Expected results:

- ▶ If the request content is either invalid or fails the reference data checks, it will be rejected and a rejection notification with the appropriate reason code will be sent to the initiating party sender of the message.
- ▶ If the request content is valid and the reference data checks have been passed successfully, the platform will block the occurrence of reference data and the platform will send a success notification to the initiating party sender of the message.

Triggers:

- ▶ The process will be initiated by a party Party (CB ~~or TARGET~~ or TARGET Service Desk acting on behalf) via sending a request to the platform to block an occurrence of reference data.

~~Sub-processes:~~

~~None~~

2.6.3 User Requirements

2.6.3.1 PERFORM TECHNICAL VALIDATION

Task Ref: SHRD.TR.CRDM.BLKRD.010

Technical validation will perform checks such as field level validation (fields have correct data type and size) for messages received.

If the validation failed, rejection notifications with appropriate reason code must be sent to the ~~initiating party~~sender of the message.

General User Requirements

| | |
|--------------------|---|
| Id | SHRD.UR.CRDM.BLKRD.010.010 |
| Name | Validation of messages received |
| Description | The CRDM service shall parse the message received and validate it against the relevant schema to ensure that all attributes are of the correct data type and length. |

| | |
|--------------------|---|
| Id | SHRD.UR.CRDM.BLKRD.010.020 |
| Name | Check mandatory fields |
| Description | The CRDM service shall ensure that all mandatory attributes are populated. |

2.6.3.2 PERFORM BUSINESS VALIDATION

Task Ref: SHRD.TR.CRDM.BLKRD.020

Where the result of the technical validation is positive, the message is submitted for business validation. The business validation comprises checks on the values of the attributes, cross-field consistency checks (where the value of one field is dependent upon, or has a relationship with, the value of another field, either in the same message or in the data already present in the database) and authorisation checks to ensure that the sender of the amendment request has suitable permissions.

~~The business validation comprises checks on the values of the attributes, cross field consistency checks (where the value of one field is dependent upon, or has a relationship with, the value of another field, either in the same message or in the data already present in the database) and authorisation checks to ensure that the sender of the amendment request has suitable permissions.~~

If the validation failed, rejection notifications with appropriate reason code must be sent to the ~~initiating party~~sender of the message.

General User Requirements

| | |
|--------------------|---|
| Id | SHRD.UR.CRDM.BLKRD.020.010 |
| Name | Identify occurrence of Common Reference Data entity to be blocked |
| Description | The CRDM-service shall ensure that the occurrence of reference data to be blocked has already been created (regardless of whether it is currently valid or not). |

| | |
|--------------------|---|
| Id | SHRD.UR.CRDM.BLKRD.020.020 |
| Name | Check attribute values |
| Description | The CRDM-service shall check that the values of all attributes that are populated (mandatory or optional) are valid according to the allowed values or value ranges. |

| | |
|--------------------|--|
| Id | SHRD.UR.CRDM.BLKRD.020.030 |
| Name | Check data integrity |
| Description | The CRDM-service shall check that all cross-field validations (data integrity) are satisfied, either between attributes within the message or between an attribute in the message and one or more items of data held in the system. |

| | |
|--------------------|--|
| Id | SHRD.UR.CRDM.BLKRD.020.040 |
| Name | Check status of Common Reference Data entity to be blocked |
| Description | The CRDM-service shall check the status of the occurrence of reference data to be blocked to ensure that it is not already blocked. |

| | |
|-------------|---|
| Id | SHRD.UR.CRDM.BLKRD.020.050 |
| Name | Check Valid From Date |
| Description | <p>The CRDM service blocking request may include a Valid From Date in reference data entities, although it may not be populated.</p> <p>The value indicates the business date from which the occurrence of Common Reference Data will be blocked. If not stated, the next business date shall be used by default.</p> <p>Valid From Date must be a valid date that must be on or after the current business date.</p> |

2.6.3.3 BLOCK OCCURRENCE OF COMMON REFERENCE DATA

Task Ref: SHRD.TR.CRDM.BLKRD.030

After processing all ~~validations~~validation successfully the occurrence of ~~reference data~~Common Reference Data will be blocked.

Although the blocking will be present in the system immediately after it has passed the validation, it will not necessarily become effective immediately as the change may be post-dated through the use of date/~~time~~ validity attributes.

Processes using the Common Reference Data will need to determine at the time whether the occurrence of ~~reference data~~Common Reference Data is blocked, by checking ~~the Valid From Date where available; whether it has been marked as blocked.~~

- ~~▶ If the current business date at that time is after the Valid From Date then the block is in force~~
- ~~▶ If the current business date at that time is the same as the Valid From Date then the process attempting to use the Common Reference Data must check the Valid From Time or Valid To Time, or the Scheduled processes that have been executed to check whether the Valid From Event has already occurred or not. If the Valid From Event is not specified then the Start of Day is taken as the default event.~~

Blocking of a ParticipantParty:

| | |
|-------------|--|
| Id | SHRD.UR.CRDM.BLKRD.030.010 |
| Name | Block <u>Party</u> accounts |
| Description | The CRDM service shall ensure that the blocking of a <u>participantParty</u> shall result in the blocking of all <u>accountsCash Accounts</u> belonging to the <u>participantParty</u> . |

Blocking of an Ancillary System:

| | |
|-------------|--|
| Id | SHRD.UR.CRDM.BLKRD.030.020 |
| Name | Block <u>ASancillary System</u> |
| Description | The CRDM service shall mark the Ancillary System as blocked. |

Blocking of a Cash Account:

| | |
|-------------|--|
| Id | SHRD.UR.CRDM.BLKRD.030.030 |
| Name | Block <u>accountCash Account</u> |
| Description | The CRDM service shall mark the <u>accountCash Account</u> as blocked for credit and debit. No credits or debits allowed on the <u>accountCash Account</u> . |

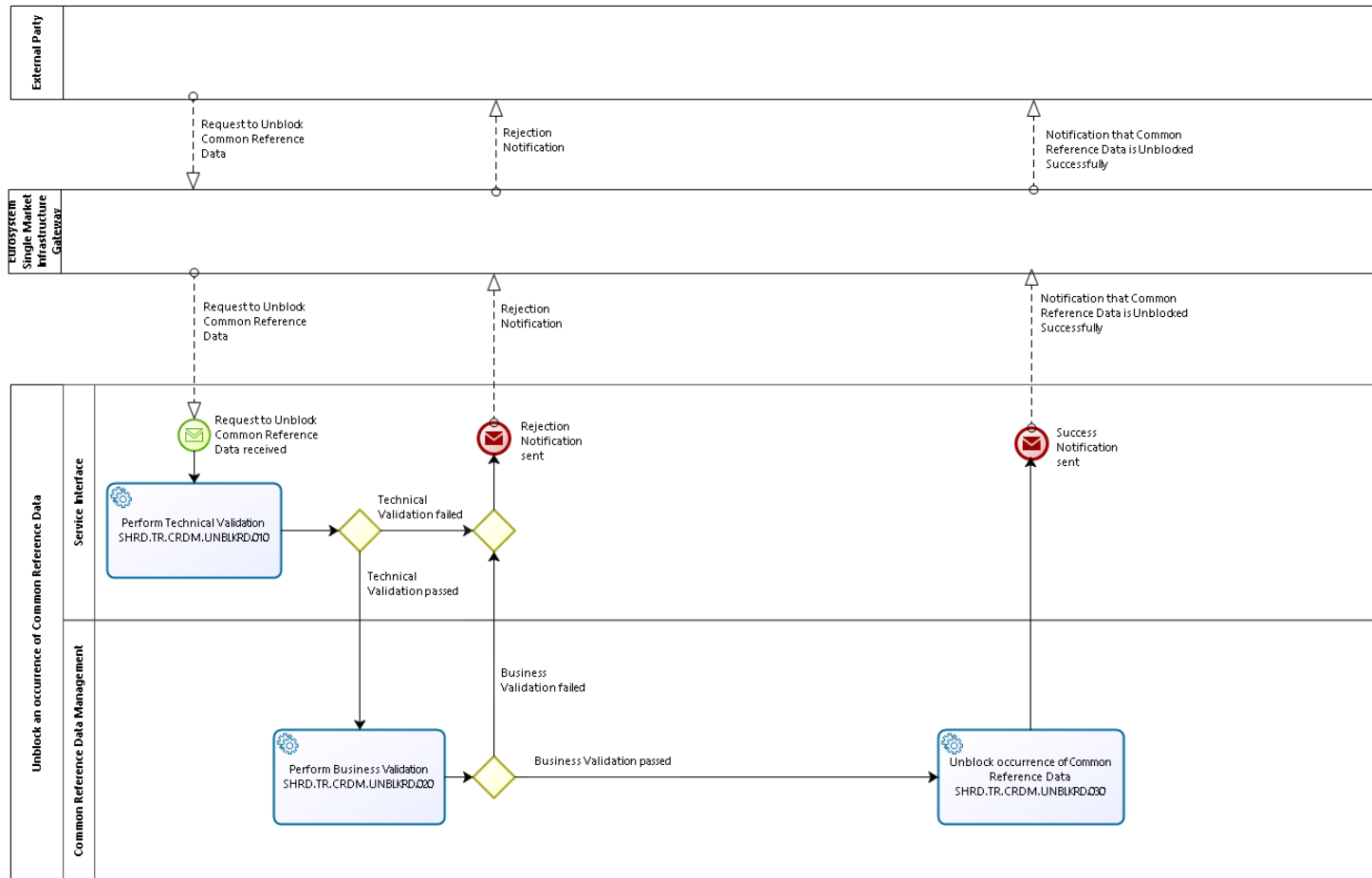
| | |
|-------------|---|
| Id | SHRD.UR.CRDM.BLKRD.030.040 |
| Name | Block account only for debit |
| Description | The CRDM service shall mark the <u>accountCash Account</u> as blocked for debit. This would then allow credits still to be made into the <u>accountCash Account</u> . |

| | |
|-------------|---|
| Id | SHRD.UR.CRDM.BLKRD.030.050 |
| Name | Block account only for credit |
| Description | The CRDM service shall mark the <u>accountCash Account</u> as blocked for credit. This would then allow debits still to be made into the <u>accountCash Account</u> . |

2.7 UNBLOCK AN OCCURRENCE OF COMMON REFERENCE DATA

Business Process Ref: SHRD.BP.CRDM.UNBLKRD

2.7.1 Business Process Model



Business Process Model 5: Unblock an occurrence of Common Reference Data

2.7.2 Process Overview

Process goal:

This business process describes the unblocking of Cash Accounts and Parties.

Where the Common Reference Data entity includes a Valid From Date and a Valid From Event, these shall be used to determine which version of the Common Reference Data entity is valid at the time.

The Valid From Date in the unblocking request indicates the business date from which the occurrence of reference data will become unblocked in the system, which by default will be the next business date. If the Valid From Date is specified as immediate, ~~Event or Valid From Time is not specified~~ then the Common Reference Data entity will become unblocked immediately.

When a Common Reference Data entity requires the above described date/~~time~~event validity attributes ~~(or any subset of them)~~ for specifying when determining which version of the entity shall become unblocked, this is explicitly specified in the definition of the entity in section 9 on Business Data Definition ~~section of the relevant in this~~ User Requirements Document.

Process context:

- ▶ The generic process and its descriptions are valid for Cash Accounts and Parties.

Pre-conditions:

- ▶ None

Time constraints:

- ▶ Maintenance window

Expected results:

- ▶ If the request content is either invalid or fails the reference data checks, it will be rejected and a rejection notification with the appropriate reason code will be sent to the initiating party sender of the message.
- ▶ If the request content is valid and the reference data checks have been passed successfully, the platform will unblock the occurrence of reference data and the platform will send a success notification to the initiating party sender of the message.

Triggers:

- ▶ The process will be initiated by an party a Party (CB or TARGET Service Desk acting on behalf) via sending a request to the platform to unblock an occurrence of reference data.

Sub-processes:

- ▶ ~~None~~

2.7.3 User Requirements

2.7.3.1 PERFORM TECHNICAL VALIDATION

Task Ref: SHRD.TR.CRDM.UNBLKRD.010

Technical validation will perform checks such as field level validation (fields have correct data type and size) for messages received.

If the validation failed, a rejection notification with appropriate reason code must be sent to the ~~initiating party~~sender of the message.

General User Requirements

| | |
|--------------------|---|
| Id | SHRD.UR.CRDM.UNBLKRD.010.010 |
| Name | Validation of messages received |
| Description | The CRDM service shall parse the message received and validate it against the relevant schema to ensure that all attributes are of the correct data type and length. |

| | |
|--------------------|---|
| Id | SHRD.UR.CRDM.UNBLKRD.010.020 |
| Name | Check mandatory fields |
| Description | The CRDM service shall ensure that all mandatory attributes are populated. |

2.7.3.2 PERFORM BUSINESS VALIDATION

Task Ref: SHRD.TR.CRDM.UNBLKRD.020

~~Where the result of the technical validation is positive, the message is submitted for business validation. The business validation comprises checks on the values of the attributes, cross-field consistency checks (where the value of one field is dependent upon, or has a relationship with, the value of another field, either in the same message or in the data already present in the database) and authorisation checks to ensure that the sender of the amendment request has suitable permissions.~~

The business validation comprises checks on the values of the attributes, cross-field consistency checks (where the value of one field is dependent upon, or has a relationship with, the value of another field, either in the same message or in the data already present in the database) and authorisation checks to ensure that the sender of the amendment request has suitable permissions.

If the validation failed, rejection notifications with appropriate reason code must be sent to the ~~initiating party~~sender of the message.

General User Requirements

| | |
|--------------------|---|
| Id | SHRD.UR.CRDM.UNBLKRD.020.010 |
| Name | Identify occurrence of Common Reference Data entity to be unblocked |
| Description | The CRDM-service shall ensure that the occurrence of reference data to be unblocked has already been created (regardless of whether it is currently valid or not). |

| | |
|--------------------|---|
| Id | SHRD.UR.CRDM.UNBLKRD.020.020 |
| Name | Check attribute values |
| Description | The CRDM-service shall check that the values of all attributes that are populated (mandatory or optional) are valid according to the allowed values or value ranges. |

| | |
|--------------------|---|
| Id | SHRD.UR.CRDM.UNBLKRD.020.030 |
| Name | Check data integrity |
| Description | The CRDM-service shall check that all cross-field validations (data integrity) are satisfied, either between attributes within the message or between an attribute in the message and one or more items of data held in the system |

| | |
|--------------------|---|
| Id | SHRD.UR.CRDM.UNBLKRD.020.040 |
| Name | Check status of Common Reference Data entity to be unblocked |
| Description | The CRDM-service shall check the status of the occurrence of reference data to be unblocked to ensure that it is currently blocked |

| | |
|-------------|---|
| Id | SHRD.UR.CRDM.UNBLKRD.020.050 |
| Name | Check Valid From Date |
| Description | <p>The CRDM service unblocking request may include a Valid From Date in reference data entities, although it may not be populated.</p> <p>The value indicates the business date from which the occurrence of Common Reference Data will be unblocked. If not stated, the next business date shall be used by default.</p> <p>Valid From Date must be a valid date that must be on or after the current business date.</p> |

2.7.3.3 UNBLOCK OCCURRENCE OF COMMON REFERENCE DATA

Task Ref: SHRD.TR.CRDM.UNBLKRD.030

After processing all ~~validations~~validation successfully the occurrence of ~~reference data~~the Common Reference Data entity will be unblocked.

Although the unblocking will be present in the system immediately after it has passed the validation, it will not necessarily become effective immediately as the change may be post-dated through the use of date/time event validity attributes.

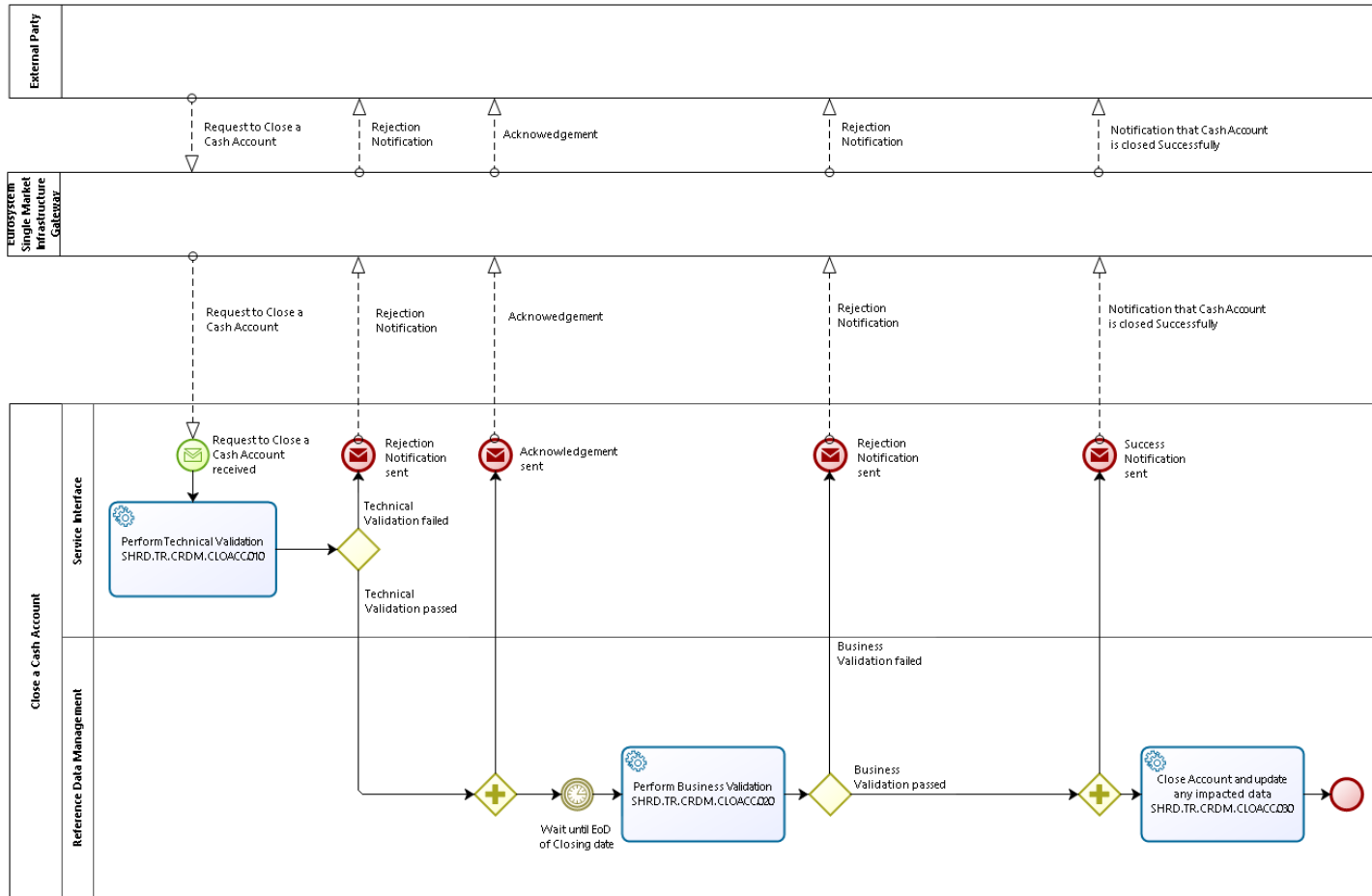
Processes using the Common Reference Data will need to determine at the time whether the occurrence of ~~reference data~~the Common Reference Data is unblocked, by checking ~~the Valid From Date where available;~~whether it is currently still marked as blocked.

- ~~▶ If the current business date at that time is after the Valid From Date then the block is no longer in force.~~
- ~~▶ If the current business date at that time is the same as the Valid From Date then the process attempting to use the Common Reference Data must check the Valid From Time and Valid To Time, or the Scheduled processes that have been executed to check whether the Valid From Event has already occurred or not. If the Valid From Event is not specified then the Start of Day is taken as the default event.~~

2.8 CLOSE A CASH ACCOUNT

Business Process Ref: SHRD.BP.CRDM.CLOACC

2.8.1 Business Process Model



Business Process Model 6: Close a Cash Account

2.8.2 Process Overview

Process goal:

This business process describes the closing of a ~~cash account~~Cash Account.

Where the Common Reference Data entity includes a Valid From Date and a Valid From Event ~~or Valid From Time~~, these shall be used to determine which version of the Common Reference Data entity is valid at the time. ~~The Valid From Date indicates the business date on which the cash account will be closed in the system, which by default will be the current business date. The cash account will be closed at the end of the business day indicated by the Valid From Date.~~

~~When a Common Reference Data entity requires the above-described date/time validity attributes (or any subset of them) for specifying when the entity shall become closed, this is explicitly specified in the definition of the entity in Business Data Definition section of the relevant User Requirements Document.~~

The Valid From Date in the request to close a Cash Account indicates the business date on which the Cash Account will be closed in the system, which by default will be the current business date. The Cash Account will be closed at the end of the business day indicated by the Valid From Date.

Process context:

- ▶ This process may be used to close any type of Cash Account.

Pre-conditions:

- ▶ The Cash Account must exist and must be active.

Time constraints:

- ▶ Maintenance window.

Expected results:

- ▶ If the request content is either invalid or fails the reference data checks, it will be rejected and a rejection notification with the appropriate reason code will be sent to the ~~initiating party~~sender of the message.
- ▶ If the request content is valid and the reference data checks have been passed successfully, the platform will close the cash account and the platform will send a success notification to the ~~initiating party~~sender of the message.

Triggers:

- ▶ The process will be initiated by ~~an party~~a Party via a request to the platform to close a ~~cash account~~Cash Account.

Sub-processes:

- ▶ ~~None~~

2.8.3 User Requirements

2.8.3.1 PERFORM TECHNICAL VALIDATION

Task Ref: SHRD.TR.CRDM.CLOACC.010

Technical validation will perform checks such as field level validation (fields have correct data type and size) for messages received.

After successful technical validation an acknowledgement will be sent to the ~~initiating party~~ sender of the message. If the validation failed, a rejection notification with appropriate reason code must be sent to the relevant ~~parties~~ Parties.

General User Requirements

| | |
|--------------------|---|
| Id | SHRD.UR.CRDM.CLOACC.010.010 |
| Name | Validation of messages received |
| Description | The CRDM service shall parse the message received and validate it against the relevant schema to ensure that all attributes are of the correct data type and length. |

| | |
|--------------------|---|
| Id | SHRD.UR.CRDM.CLOACC.010.020 |
| Name | Check mandatory fields |
| Description | The CRDM service shall ensure that all mandatory attributes are populated. |

2.8.3.2 PERFORM BUSINESS VALIDATION

Task Ref: SHRD.TR.CRDM.CLOACC.020

Where the result of the technical validation is positive, the message is submitted for business validation. The business validation comprises checks on the values of the attributes, cross-field consistency checks (where the value of one field is dependent upon, or has a relationship with, the value of another field, either in the same message or in the data already present in the database) and authorisation checks to ensure that the sender of the request to close the account has suitable permissions.

If the validation failed, rejection notifications with appropriate reason code must be sent to the ~~initiating party~~ sender of the message.

Before continuing the closing process there is a waiting period until the End of Day of the closing date is reached. Until this point in time the usual processing on the ~~cash-account~~Cash Account will continue as usual.

General User Requirements

| | |
|--------------------|--|
| Id | SHRD.UR.CRDM.CLOACC.020.010 |
| Name | Identify cash-account <u>Cash Account</u> to be closed |
| Description | The CRDM service shall ensure that the cash-account <u>Cash Account</u> to be closed has already been created (regardless of whether it is currently valid or not). |

| | |
|--------------------|--|
| Id | SHRD.UR.CRDM.CLOACC.020.020 |
| Name | Check attribute values |
| Description | The CRDM service shall check that the values of all attributes that are populated (mandatory or optional) are valid according to the allowed values or value ranges. |

| | |
|--------------------|---|
| Id | SHRD.UR.CRDM.CLOACC.020.030 |
| Name | Check data integrity |
| Description | The CRDM service shall check that all cross-field validations (data integrity) are satisfied, either between attributes within the message or between an attribute in the message and one or more items of data held in the system. |

| | |
|--------------------|--|
| Id | SHRD.UR.CRDM.CLOACC.020.040 |
| Name | Transfer any remaining balance from account <u>Cash Account</u> to be closed |
| Description | The CRDM service shall ensure that even after the Cash Account is closed; it shall always be possible for the relevant Central Bank to transfer any remaining balance to another cash-account <u>Cash Account</u> . No other actors shall be allowed to transfer liquidity from/to a closed cash-account <u>Cash Account</u> . |

| | |
|--------------------|---|
| Id | SHRD.UR.CRDM.CLOACC.020.050 |
| Name | Check Valid From Date |
| Description | <p>The CRDM-service<u>request to close a Cash Account</u> may include a Valid From Date in reference data entities, although it may not be populated.</p> <p>The value indicates the business date on which the cash account will be closed. If not stated, the next current date shall be used by default.</p> <p>Valid From Date must be a valid date that must be on or after the current business date.</p> |

2.8.3.3 CLOSE ACCOUNT AND UPDATE ANY IMPACTED DATA

Task Ref: SHRD.TR.CRDM.CLOACC.030

The ~~account~~Cash Account will be closed, so that no processing can be performed on the ~~cash account~~Cash Account any longer. Additionally, further actions required due to the closure have to be triggered.

| | |
|--------------------|---|
| Id | SHRD.UR.CRDM.CLOACC.030.010 |
| Name | Deletion of standing orders <u>Standing Orders</u> |
| Description | <p>The CRDM service shall ensure that all corresponding standing orders<u>Standing Orders</u> related to the account<u>Cash Account</u> to be closed are no longer valid before the Cash Account has been closed.</p> |

| | |
|--------------------|---|
| Id | SHRD.UR.CRDM.CLOACC.030.020 |
| Name | Setting credit line to zero |
| Description | <p>The CRDM service shall allow the relevant Central Bank to set the credit line of the closed Main Cash Account to zero.</p> |

| | |
|-------------|--|
| Id | SHRD.UR.CRDM.CLOACC.030.030 |
| Name | Retain reference data for closed cash-account <u>Cash Account</u> |
| Description | <p>The CRDM service shall ensure that no reference data relating to the closed cash-account<u>Cash Account</u> shall be deleted automatically from the system. This will allow the cash-account<u>Cash Account</u> to be reopened if required at a later point in time, using the Amend process (<u>SHRD.BP.CRDM.AMDRD</u>) on the cash-account<u>Cash Account</u> and the Create process (<u>SHRD.BP.CRDM.CRERD</u>) to set up the standing-orders<u>Standing Orders</u> again.</p> |

2.9 DIRECTORY SERVICE

Business Process Ref: SHRD.BP.CRDM.DIR

2.9.1 Process Overview

The process describes the ~~build-up~~compilation, the content and delivery of the ~~services~~Services' directories. The directories shall provide valuable business information to the actors of the ~~services~~Services, e.g. the reachability of ~~parties~~Parties.

Process context:

- ▶ This process is a background process providing information for ~~parties~~Parties.

Pre-conditions:

- ▶ None

Time constraints:

- ▶ Maintenance window

Expected results:

- ▶ Directories based on CRDM contents are ~~build-up~~compiled and delivered in time and format as requested by the ~~services~~Services.

Triggers:

- ▶ Scheduled process

~~Sub-processes:~~

- ~~▶ None~~

2.9.2 User Requirements

| | |
|--------------------|--|
| Id | SHRD.UR.CRDM.DIR.000.010 |
| Name | Service-specific population of directories |
| Description | The CRDM shall build up <u>compile</u> directories for the services <u>Services</u> . The content of each directory shall be based on the the <u>Party's</u> participation type via the service <u>Service</u> , identified by its BIC11. |

Each service might require its own set of data to be published to the ~~parties~~Parties. The CRDM's function is to provide the data needed in the ~~services~~Services to the ~~parties~~Parties subscribed to the ~~service~~Service. The directories shall be limited to the participation type (direct and indirect participants, multi-addressee access as well as addressable BIC) of the ~~service~~Service, e.g. TIPS-~~parties~~ Parties shall not see a list of RTGS-~~parties~~ Parties in the TIPS -directory.

The participation type via the ~~service~~Service will be published in the directory, however upon decision of the respective ~~party~~Party a BIC could not be published in the ~~Directory~~directory.

| | |
|--------------------|---|
| Id | SHRD.UR.CRDM.DIR.000.020 |
| Name | Application of wildcard rules |
| Description | The CRDM shall enrich service <u>Service</u> -specific data containing wildcard rules with the data of the SWIFT BIC directory for the building of the directories. |

The wildcard rules, as specified for the TARGET2 directory today, shall be kept.

| | |
|--------------------|--|
| Id | SHRD.UR.CRDM.DIR.000.030 |
| Name | Service-specific distribution of directories |
| Description | The CRDM shall distribute the directories to the parties <u>Parties</u> of the service <u>Service</u> . The directories shall be available in both, push and pull mode. Also, it shall be possible to retrieve a full copy of the directories upon request. |

It is up to the chosen delivery method whether the data is distributed in delta mode or full mode. This shall depend on the underlying technique. The directories shall be distributed only to the ~~participation of~~Parties of a ~~service~~Service.

| | |
|--------------------|--|
| Id | SHRD.UR.CRDM.DIR.000.040 |
| Name | Frequency of directory distribution |
| Description | The CRDM shall distribute a directory update on a regular basis <u>when</u> there are changes to the directory. |

| Id | SHRD.UR.CRDM.DIR.000.050 | | | | | | | | | | | | | | | | |
|-------------------------|---|------------|------|-----|-------------------|-------------------------|----------------------------------|------------------|----------------------------|----------------|---|------------|--|----------|---|---------|-------|
| Name | Structure of the TIPS directory | | | | | | | | | | | | | | | | |
| Description | <p>The CRDM shall provide the TIPS directory according to the following structure:</p> <table border="1"> <thead> <tr> <th>Field name</th> <th>Note</th> </tr> </thead> <tbody> <tr> <td>BIC</td> <td>Participant's BIC</td> </tr> <tr> <td>TIPS Participation Type</td> <td>TIPS Participant Reachable Party</td> </tr> <tr> <td>Institution Name</td> <td>Participant's company name</td> </tr> <tr> <td>Type of Change</td> <td>A: added M: modified D: deleted U: unchanged</td> </tr> <tr> <td>Valid From</td> <td>Business day from which the entry is valid</td> </tr> <tr> <td>Valid To</td> <td>Business day up to which the entry is valid</td> </tr> <tr> <td>Reserve</td> <td>Space</td> </tr> </tbody> </table> | Field name | Note | BIC | Participant's BIC | TIPS Participation Type | TIPS Participant Reachable Party | Institution Name | Participant's company name | Type of Change | A: added M: modified D: deleted U: unchanged | Valid From | Business day from which the entry is valid | Valid To | Business day up to which the entry is valid | Reserve | Space |
| Field name | Note | | | | | | | | | | | | | | | | |
| BIC | Participant's BIC | | | | | | | | | | | | | | | | |
| TIPS Participation Type | TIPS Participant Reachable Party | | | | | | | | | | | | | | | | |
| Institution Name | Participant's company name | | | | | | | | | | | | | | | | |
| Type of Change | A: added M: modified D: deleted U: unchanged | | | | | | | | | | | | | | | | |
| Valid From | Business day from which the entry is valid | | | | | | | | | | | | | | | | |
| Valid To | Business day up to which the entry is valid | | | | | | | | | | | | | | | | |
| Reserve | Space | | | | | | | | | | | | | | | | |

| Id | SHRD.UR.CRDM.DIR.000.060 | | | | | | | | | | | | | | | | | | | | | | | | | | | |
|-----------------------|---|--|------------|------|-----|-------------------|-----------|--|----------------|-------------------------------------|------------------|----------------------------|--------------|-----------------------------|-----------------------|-------------------------------------|---------------|---|----------------|---|------------|------------------------------------|----------|-------------------------------------|--------------------|---|---------|-------|
| Name | Structure of the RTGS directory | | | | | | | | | | | | | | | | | | | | | | | | | | | |
| Description | <p>The CRDM shall provide the RTGS directory according to the following structure:</p> <table border="1"> <thead> <tr> <th>Field name</th> <th>Note</th> </tr> </thead> <tbody> <tr> <td>BIC</td> <td>Participant's BIC</td> </tr> <tr> <td>Addressee</td> <td>BIC identifying the party receiving the messages</td> </tr> <tr> <td>Account Holder</td> <td>BIC identifying the settlement bank</td> </tr> <tr> <td>Institution Name</td> <td>Participant's company name</td> </tr> <tr> <td>City Heading</td> <td>Participant's establishment</td> </tr> <tr> <td>National Sorting Code</td> <td>Participant's national sorting code</td> </tr> <tr> <td>Main BIC Flag</td> <td>Y: yes N: no Yes means that this BIC could be used to address the payments if the sender has no other information where to send to</td> </tr> <tr> <td>Type of Change</td> <td>A: added M: modified D: deleted U: unchanged</td> </tr> <tr> <td>Valid From</td> <td>Date from which the entry is valid</td> </tr> <tr> <td>Valid To</td> <td>Date up to which the entry is valid</td> </tr> <tr> <td>Participation type</td> <td>01 - "Direct" 02 - "Indirect" 03 - multi addressee - Credit institutions 04 - multi addressee - Branch of Direct participant 05 - addressable BIC – Correspondent (including CB customer) 06 - addressable BIC - Branch of Direct participant 07 - addressable BIC - Branch of Indirect participant 08 - addressable BIC - Branch of correspondent</td> </tr> <tr> <td>Reserve</td> <td>Space</td> </tr> </tbody> </table> | | Field name | Note | BIC | Participant's BIC | Addressee | BIC identifying the party receiving the messages | Account Holder | BIC identifying the settlement bank | Institution Name | Participant's company name | City Heading | Participant's establishment | National Sorting Code | Participant's national sorting code | Main BIC Flag | Y: yes N: no Yes means that this BIC could be used to address the payments if the sender has no other information where to send to | Type of Change | A: added M: modified D: deleted U: unchanged | Valid From | Date from which the entry is valid | Valid To | Date up to which the entry is valid | Participation type | 01 - "Direct" 02 - "Indirect" 03 - multi addressee - Credit institutions 04 - multi addressee - Branch of Direct participant 05 - addressable BIC – Correspondent (including CB customer) 06 - addressable BIC - Branch of Direct participant 07 - addressable BIC - Branch of Indirect participant 08 - addressable BIC - Branch of correspondent | Reserve | Space |
| Field name | Note | | | | | | | | | | | | | | | | | | | | | | | | | | | |
| BIC | Participant's BIC | | | | | | | | | | | | | | | | | | | | | | | | | | | |
| Addressee | BIC identifying the party receiving the messages | | | | | | | | | | | | | | | | | | | | | | | | | | | |
| Account Holder | BIC identifying the settlement bank | | | | | | | | | | | | | | | | | | | | | | | | | | | |
| Institution Name | Participant's company name | | | | | | | | | | | | | | | | | | | | | | | | | | | |
| City Heading | Participant's establishment | | | | | | | | | | | | | | | | | | | | | | | | | | | |
| National Sorting Code | Participant's national sorting code | | | | | | | | | | | | | | | | | | | | | | | | | | | |
| Main BIC Flag | Y: yes N: no Yes means that this BIC could be used to address the payments if the sender has no other information where to send to | | | | | | | | | | | | | | | | | | | | | | | | | | | |
| Type of Change | A: added M: modified D: deleted U: unchanged | | | | | | | | | | | | | | | | | | | | | | | | | | | |
| Valid From | Date from which the entry is valid | | | | | | | | | | | | | | | | | | | | | | | | | | | |
| Valid To | Date up to which the entry is valid | | | | | | | | | | | | | | | | | | | | | | | | | | | |
| Participation type | 01 - "Direct" 02 - "Indirect" 03 - multi addressee - Credit institutions 04 - multi addressee - Branch of Direct participant 05 - addressable BIC – Correspondent (including CB customer) 06 - addressable BIC - Branch of Direct participant 07 - addressable BIC - Branch of Indirect participant 08 - addressable BIC - Branch of correspondent | | | | | | | | | | | | | | | | | | | | | | | | | | | |
| Reserve | Space | | | | | | | | | | | | | | | | | | | | | | | | | | | |

2.10 COMMON REFERENCE DATA MANAGEMENT – NON-FUNCTIONAL REQUIREMENTS

2.10.1 Availability

| | |
|-------------|---|
| Id | SHRD.UR.CRDM.NFR.020 |
| Name | Availability |
| Description | Availability, calculated on a quarterly basis, shall be at least 99.7%. |

~~The~~ CRDM may be subject to incidents or failures, which may cause a temporary and unforeseen interruption of the service. Regardless of the total number of such unplanned interruptions, the overall availability calculated on a quarterly basis shall be at least 99.7%.

2.10.2 Disaster Recovery

| | |
|-------------|--|
| Id | SHRD.UR.CRDM.NFR.030 |
| Name | Recovery Point Objective |
| Description | The CRDM shall ensure a recovery point objective value of zero <u>minutes</u> in case <u>the event</u> of site failures. In case of <u>Where there is</u> a loss of a complete region the RPO shall not exceed two minutes. |

The recovery point objective (RPO) is a point of consistency to which a user wants to recover or restart the ~~service~~Service. It is measured as the amount of time between the moment when the point of consistency was created and the moment when the failure occurred.

~~The~~ CRDM ensures synchronous point of consistency creations and, as a consequence, no data loss in ~~case~~the event of failures, unless the ~~service can't~~Service cannot be restarted in the same region and a failover to the backup-region has to be conducted. In this case a data loss of two minutes will be tolerated.

| | |
|-------------|---|
| Id | SHRD.UR.CRDM.NFR.040 |
| Name | Recovery Time Objective |
| Description | The CRDM shall have a RTO according to the requirements of the connected services <u>Services</u> . |

The recovery time objective (RTO) is the maximum amount of time required for recovery or restart of the ~~service~~Service to a specified point of consistency. In ~~case~~the event of a site failure, CRDM shall ensure a maximum time of unavailability of one hour starting from the time when the decision to restart the ~~service~~Service is made up to the time the ~~service~~Service is restored. ~~In case of~~Where there is a major failure or a regional disaster, CRDM shall ensure maximum time of unavailability two hours starting from the time when the decision to restart the ~~service~~Service is made up to the time the ~~service~~Service is restored.

2.10.3 Performance Requirements

| | |
|-------------|--|
| Id | SHRD.UR.CRDM.NFR.050 |
| Name | Response Time for CRDM updates |
| Description | The CRDM shall have completed updates of Common Reference Data within three seconds <u>2 minutes</u> for 95% of the updates and within <u>25</u> minutes for 100% of <u> of</u> . |

| | |
|-------------|---|
| Id | SHRD.UR.CRDM.NFR.060 |
| Name | Peak workload |
| Description | The CRDM shall be able to handle a maximum of ten updates per second. The peak workload has to be endured for half an hour. |

3 BUSINESS DAY (BD)

3.1 OVERVIEW

3.1.1 Context Diagram

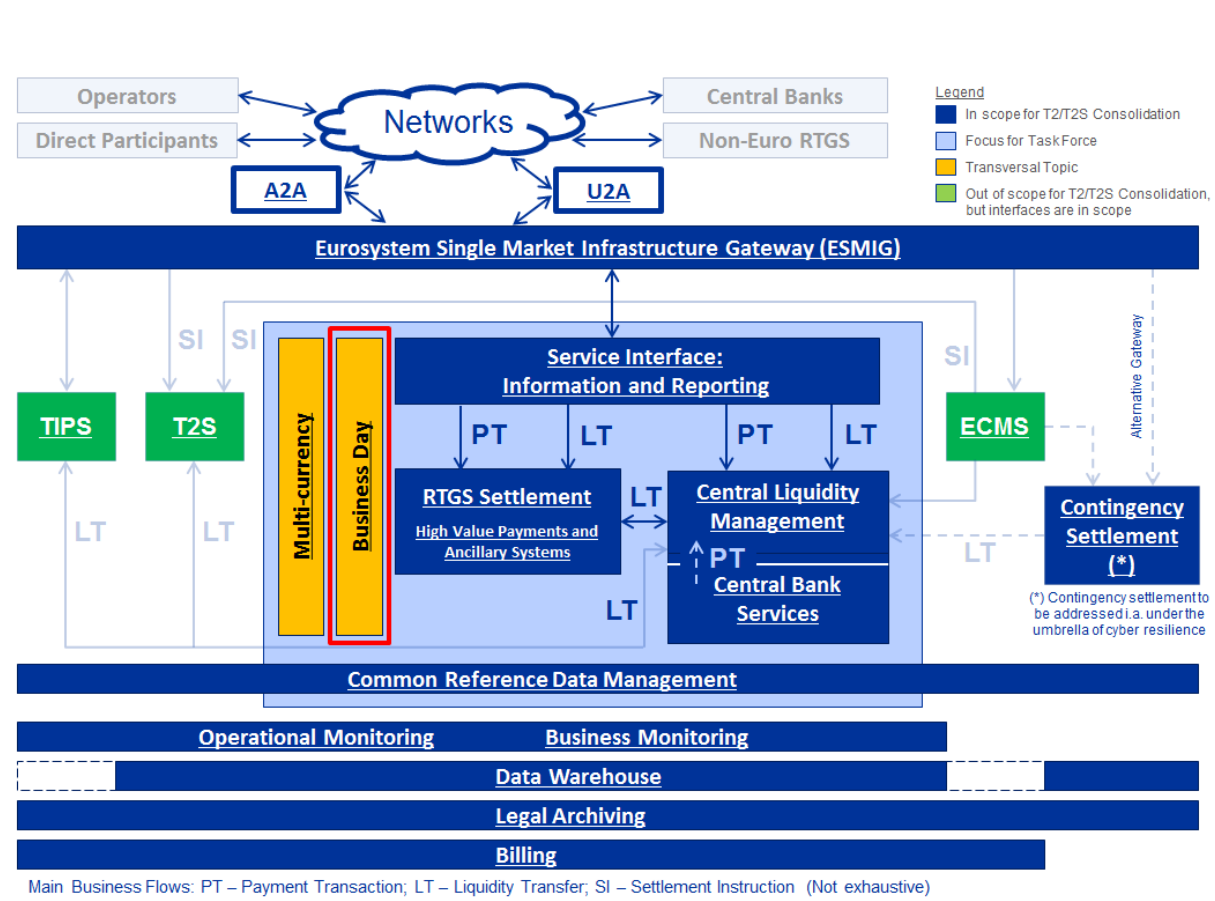


Figure 3: Context diagram for Business Day

3.1.2 Business Processes

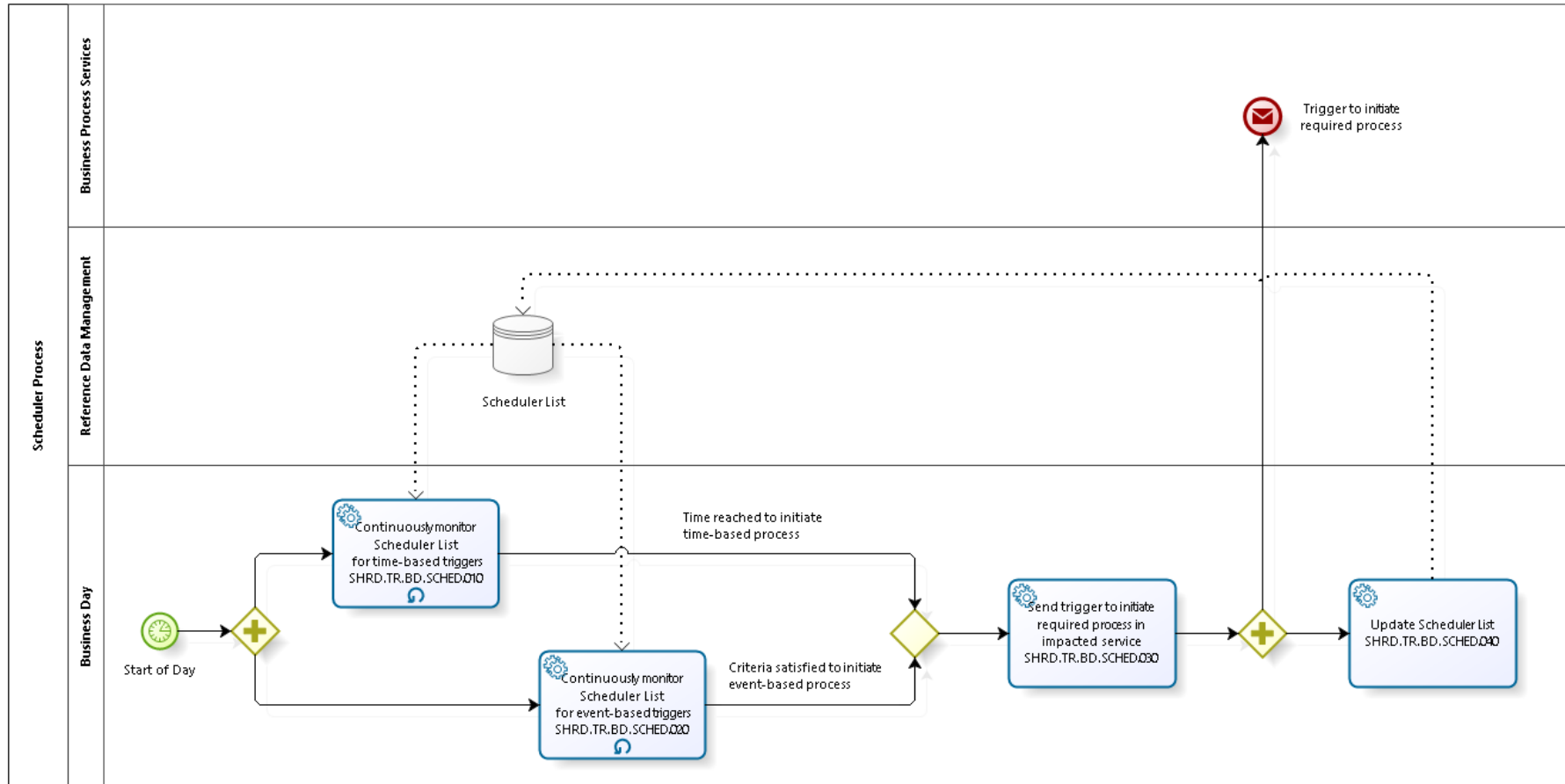
| Business Process | BP Reference | Business Process Description |
|---------------------------------|-------------------|--|
| Scheduler Process | SHRD.BP.BD.SCHED | Process to initiate processes within any <u>service</u> that need to be performed either at a scheduled date/time or when specified criteria occur |
| End of Day/Start of Day Process | SHRD.BP.BD.EODSOD | Processes performed at the End of Day and <u>during</u> the following Start of Day |

Table 2: Business Processes for Business Day

3.2 SCHEDULER PROCESS

Business Process Ref: SHRD.BP.BD.SCHED

3.2.1 Business Process Model



Business Process Model 7: Scheduler Process

3.2.2 Process Overview

The purpose of the scheduler is to initiate and coordinate overarching processes between different Market Infrastructure Services ~~such as, e.g.~~ RTGS, CLM, ~~shared services~~ CRDM, TIPS, T2S or ECMS, as well as managing processes of the different Market Infrastructure Services. This is achieved by recognising the trigger events associated with the processes and then sending triggers to the ~~services~~ Services to start these required processes. The trigger events can be either time-based or event-based, such as the receipt of a file or message or the completion of another process. Processes may be triggered on a repeating basis, or as one-off requests. Events ~~can may also~~ be ~~as well~~ currency specific.

The details of each process to be initiated, and the criteria that define when this should happen, will be created and maintained ~~using~~ in Common Reference Data Management (CRDM) in a ~~Scheduler Lists~~ scheduler list.

The Scheduler ~~Process~~ process will constantly monitor the ~~Scheduler Lists~~ scheduler list in order to recognise when the date and time has been reached ~~to initiate a defined process~~, or the defined criteria are satisfied, ~~to initiate a defined process~~. A trigger will then be sent immediately to the appropriate ~~service~~ Service for the required process to be initiated within that ~~service~~ Service. For some events, when required, the scheduler will wait for a feedback ~~offrom~~ the triggered ~~service~~ process (e.g. processes on the critical path), for other events the scheduler is not awaiting a feedback.

A list of potential processes to be initiated by the scheduler may include:

- ▶ Generation of reports;
- ▶ Generation of Standing Orders based on definitions in Common Reference Data Management;
- ▶ Sending information to the participants (e.g. information about change of business day)); ~~and~~
- ▶ Management of events related to the business day schedule.

3.2.3 User Requirements

3.2.3.1 GENERAL USER REQUIREMENTS FOR ~~THIS BUSINESS~~ SCHEDULER PROCESS

| | |
|-------------|--|
| Id | SHRD.UR.BD.SCHED.000.010 |
| Name | Scheduler - Maintain scheduler list |
| Description | The Schedulers scheduler shall maintain the scheduler list and initiate a defined process based on a pre-defined predefined set of conditions (trigger events) as soon as these are met. |

| | |
|--------------------|--|
| Id | SHRD.UR.BD.SCHED.000.020 |
| Name | Scheduler - Time-based trigger |
| Description | The scheduler shall generate a time-based trigger as soon as a pre-defined <u>predefined</u> set of conditions based on CET time are met to initiate a specific process within RTGS, CLM or other services <u>Services</u> . |

| | |
|--------------------|---|
| Id | SHRD.UR.BD.SCHED.000.023 |
| Name | Scheduler – Time-based trigger |
| Description | In case a Business Day situation where a business day lasts over <u>for</u> more than one calendar day, such as over a weekend , the same time occurs <u>will occur</u> more than once. In such a case the scheduler shall generate a time-based trigger only once (which means on the first occurrence of a trigger <u>occasion</u>) during the same Business Day <u>business day</u> . |

| | |
|--------------------|---|
| Id | SHRD.UR.BD.SCHED.000.025 |
| Name | Scheduler – Change time for a trigger |
| Description | The time of an event can be changed by the Target <u>TARGET</u> Service Desk unless the event is <u>has already been</u> triggered. |

| | |
|--------------------|---|
| Id | SHRD.UR.BD.SCHED.000.030 |
| Name | Scheduler - Event-based trigger |
| Description | The scheduler shall generate an event-based trigger as soon as a pre-defined <u>predefined</u> set of conditions are met, to initiate a specific process within RTGS, CLM or other services <u>Services</u> . |

| | |
|-------------|---|
| Id | SHRD.UR.BD.SCHED.000.040 |
| Name | Scheduler - Update of Scheduler Lists <u>scheduler list</u> |
| Description | The scheduler shall mark the request in the Scheduler Lists <u>scheduler list</u> as having been executed when the trigger to initiate the required process has been sent to the process <u>Service</u> , including the date and time when the event was triggered. This means that the process was started but does not imply that the initiated process has completed. For some events when required the scheduler will wait for a feedback offrom the triggered service <u>process</u> (e.g. processes on the critical path), for other events the scheduler is not awaiting <u>waiting for</u> a feedback. |

3.2.3.2 CONTINUOUSLY MONITOR SCHEDULER LIST FOR TIME-BASED TRIGGERS

Task Ref: SHRD.TR.BD.SCHED.010

Throughout the day the system shall monitor all unexecuted time-based process requests in the ~~Scheduler List are monitored~~scheduler list. As soon as the time indicated in the process request is reached, the process will be initiated.

3.2.3.3 CONTINUOUSLY MONITOR SCHEDULER LIST FOR EVENT-BASED TRIGGERS

Task Ref: SHRD.TR.BD.SCHED.020

Throughout the day the system shall monitor all unexecuted event-based process requests in the ~~Scheduler List are monitored~~scheduler list. As soon as the criteria stated in the process request are satisfied, the process will be initiated.

3.2.3.4 SEND TRIGGER TO INITIATE REQUIRED PROCESS IN IMPACTED ~~SERVICE~~SERVICE

Task Ref: SHRD.TR.BD.SCHED.030

For each process requests in the ~~Scheduler Lists~~scheduler list a trigger is sent to the impacted ~~service~~Service to initiate the required process.

3.2.3.5 UPDATE SCHEDULER LIST

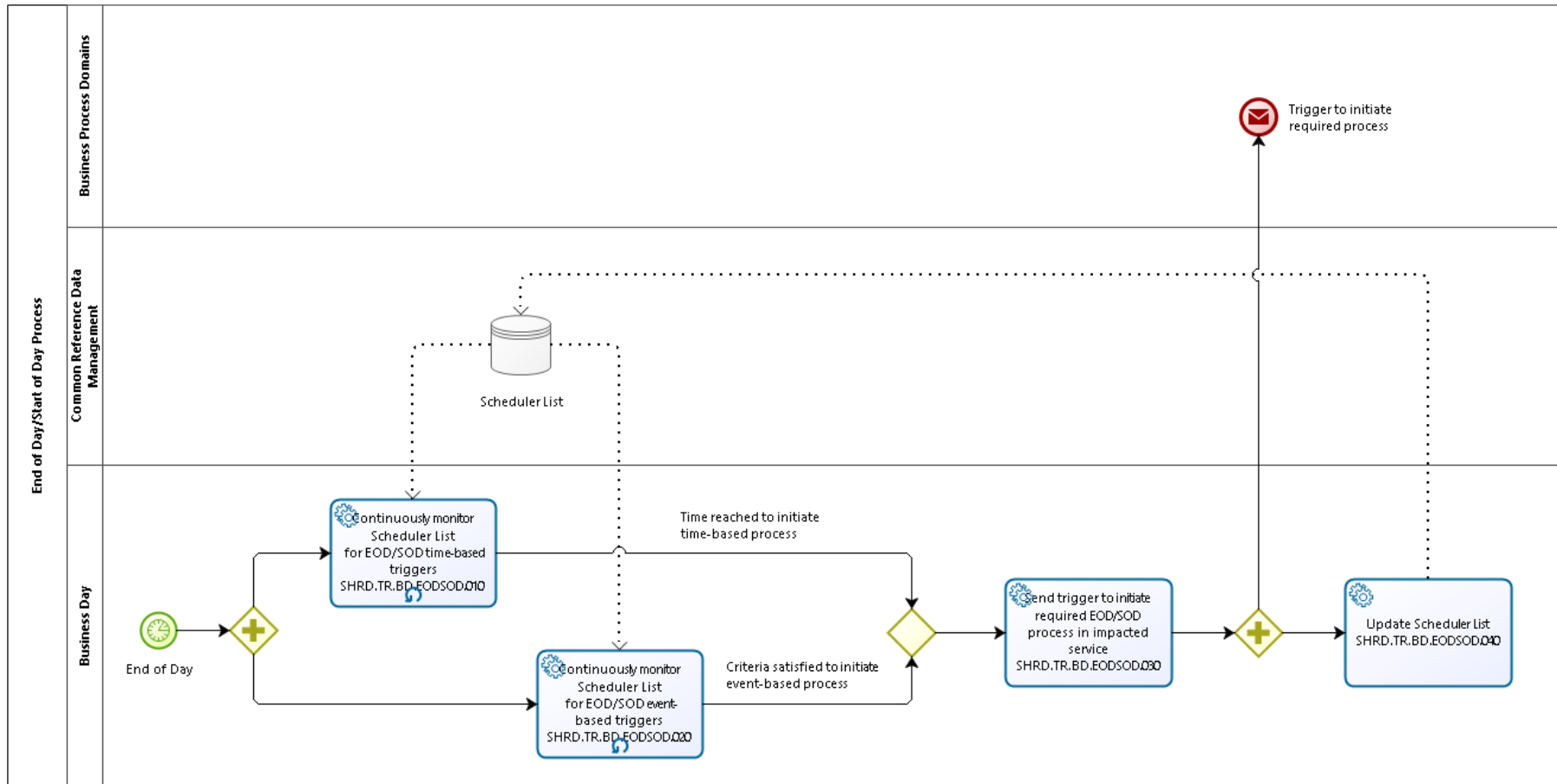
Task Ref: **SHRD.TR.BD.SCHED.040**

Once the trigger to initiate the required process has been sent, the process request in the ~~Scheduler List~~scheduler list is marked as having been executed, including the date and time ~~that~~when the trigger was sent. For some events, when required, the scheduler will wait for a feedback ~~off~~from the triggered ~~service~~process (e.g. processes on the critical path), for other events the scheduler is not ~~awaiting~~waiting for a feedback.

3.3 END OF DAY/START OF DAY PROCESS

Business Process Ref: SHRD.BP.BD.EODSOD

3.3.1 Business Process Model



Business Process Model 8: End of Day/Start of Day Process

3.3.2 Process Overview

The End of Day/Start of Day process (EoD/SoD) describes the tasks to be performed by ~~the~~ RTGS, CLM and ~~shared services~~ Shared Services during this period of the business day schedule including the change of business day.²

During End of Day the closure of the current business day is performed, while during Start of Day the technical preparation of the new business day takes place.

This includes the processing of overarching events as well as ~~service~~ Service specific ones for CLM, RTGS and the ~~shared services~~ Shared Services.

The End of Day and Start of Day periods are initiated by the scheduler via time-based or event-based triggers.

The tasks to be performed may include sending requests or notifications to one or more other ~~services~~ Services, such as TIPS, T2S or ECMS, for tasks to be performed within those ~~services~~ Services and/or for information to be provided to CLM, RTGS or the ~~shared services~~ Shared Services.

Not A non-exhaustive list of potential tasks during End of Day (including tasks on the critical and non-critical path~~s~~) may include:

- ▶ Closure for liquidity transfers for all ~~services~~ Services (i.e. RTGS, CLM, T2S, TIPS)
 - No new liquidity transfers will be accepted and therefore new ones will be rejected.
 - This would be the first task to be performed during End of Day.
- ▶ Closure of RTGS
 - Inform all ~~services~~ other Services (i.e. ~~RTGS~~, CLM, T2S, TIPS) about the closure of RTGS.
- ▶ Rejection of pending payments, liquidity transfers and credit line changes
 - Pending payments, liquidity transfers and credit line changes not executed during by the start of the End of Day process of the current business day will be rejected.
- ▶ Rejection of pending verifications related to payments (four-eyes principle)
 - Pending verifications for creations, amendments or deletions in four-eyes principle related to payments will be rejected.
- ▶ Collection of End of Day balances from each ~~service~~ Service

² Additional tasks performed in the other ~~services~~ Services as T2S, TIPS, ECMS are not described in this section.

- Triggers are sent by the scheduler to all ~~services~~Services to send a report of End of Day balances (~~General Ledger File~~general ledger file) directly to ~~the~~ Central Bank Services (CBS).³
- ▶ End of Day reporting
 - Triggers are sent by the scheduler to build the reports scheduled for End of Day.
- ▶ Change of business day
 - Close the current business day and open the next business day.
 - This would be the last task to be performed during End of Day.

Not

A non-exhaustive list of potential tasks during Start of Day:

- ▶ Receiving of reference data from Common Reference Data Management ~~Function~~.

3.3.3 User Requirements

3.3.3.1 GENERAL USER REQUIREMENTS FOR ~~THIS BUSINESS~~END OF DAY / START OF DAY PROCESS

| | |
|--------------------|--|
| Id | SHRD.UR.BD.EODSOD.000.010 |
| Name | End of Day - Rejection of new liquidity transfers |
| Description | No new liquidity transfers will be accepted during End of Day and therefore they will be rejected with a notification to the sender/account owner with the respective reject rejection reason code. |

| | |
|--------------------|--|
| Id | SHRD.UR.BD.EODSOD.000.020 |
| Name | End of Day - Rejection of pending payments, liquidity transfers and credit line changes |
| Description | Pending payments, liquidity transfers and credit line changes not executed during by the start of the End of Day process of the current business day will be rejected with a notification to the sender/account owner with the respective reject reason code. |

³ The minimum reserve is calculated by a process within CBS when all balances are available. CBS also summarises all bilateral credits and bilateral debits between CBs and then books them on the ~~CB's~~ECB account of each CB.

| | |
|-------------|---|
| Id | SHRD.UR.BD.EODSOD.000.030 |
| Name | End of Day - Rejection of pending payments verifications related to payments (four-eyes principle) |
| Description | Pending verifications related to payments for creations, amendments or deletions in four-eyes principle will be rejected. |

| | |
|-------------|---|
| Id | SHRD.UR.BD.EODSOD.000.040 |
| Name | End of Day - Information on closure of RTGS |
| Description | The scheduler shall send a trigger to each service Service (i.e. RTGS , CLM, T2S, TIPS) when the RTGS- service is closed. |

| | |
|-------------|--|
| Id | SHRD.UR.BD.EODSOD.000.050 |
| Name | End of Day - Triggers are sent by the scheduler for several tasks |
| Description | <p>The Schedulersscheduler shall send triggers for several tasks after the closure of Services for liquidity transfers, e.g.</p> <ul style="list-style-type: none"> • Requesting End of Day balances (General Ledger Filegeneral ledger file) from each serviceService to be sent to CBS • Building End of Day reporting |

| | |
|-------------|---|
| Id | SHRD.UR.BD.EODSOD.000.060 |
| Name | End of Day - Liquidity on accounts Cash Accounts |
| Description | The liquidity can remain on the accounts Cash Accounts of the services Services also at the end of business day; i.e. a cash sweep is executed only on an optional basis. |

| | |
|-------------|--|
| Id | SHRD.UR.BD.EODSOD.000.070 |
| Name | End of Day - Collection of End of Day balances from each service Service |
| Description | <p>The End of Day balances shall be taken at one point in time from each serviceService.</p> <p>The scheduler will send a trigger to each serviceService when theRTGS service is closed.</p> |

| | |
|--------------------|---|
| Id | SHRD.UR.BD.EODSOD.000.080 |
| Name | End of Day - Change of business day |
| Description | <p>When all tasks of EoD<u>End of Day</u> are initiated and certain tasks (including the tasks executed by CBS) have been completed, the current business day will be closed and the next business day <u>will be</u> opened.</p> <p>The scheduler will initiate the change of business day when the defined criteria are satisfied.</p> |

| | |
|--------------------|--|
| Id | SHRD.UR.BD.EODSOD.000.085 |
| Name | End of Day - Change of business day |
| Description | <p>The Scheduler<u>scheduler</u> shall allow different timing for the change of business day per service<u>Service</u>, but <u>shall</u> prevent liquidity transfers between services<u>Services</u> in the period when one service<u>Service</u> is already on the new business day and, while for the others<u>other Service</u> the End of Day processing is ongoing (i.e. For example, TIPS will start with a new business day shortly after 18:00, after closure of RTGS and, while other Services will change the other services business day at 18:45 when End of Day processing was done)<u>is finished</u>.</p> <p>The <u>time for</u> change of business day for cash should be coordinated for all currencies within all services in terms of timing<u>Services</u>.</p> <p>Different calendars per service<u>Service</u> and per currency have to be managed to operate different closing days.</p> |

| | |
|--------------------|--|
| Id | SHRD.UR.BD.EODSOD.000.090 |
| Name | End of Day - Information on change of business day |
| Description | <p>The scheduler shall send a trigger to each service<u>Service</u> (i.e. RTGS, CLM, T2S<u>TIPST2S, TIPS</u>) when the business day was changed.</p> |

| | |
|--------------------|---|
| Id | SHRD.UR.BD.EODSOD.000.100 |
| Name | End of Day - Same value date for all cash services |
| Description | All cash services shall use the same value date outside the EoD <u>End of Day</u> period (see SHRD.UR.BD.EODSOD.000.085) and <u>in</u> contingency situations. |

| | |
|--------------------|--|
| Id | SHRD.UR.BD.EODSOD.000.110 |
| Name | Start of Day - Performance of several tasks |
| Description | During Start of Day several tasks triggered by the scheduler are performed, e.g. <ul style="list-style-type: none"> • Receiving<u>receiving</u> of reference data from <u>Common</u> Reference Data Management Function |

| | |
|--------------------|--|
| Id | SHRD.UR.BD.EODSOD.000.120 |
| Name | Start of Day - Point in time |
| Description | The Start of Day may deviate for the different services <u>Services</u> . |

3.3.3.2 CONTINUOUSLY MONITOR SCHEDULER LIST FOR EOD/SOD TIME-BASED TRIGGERS

Task Ref: SHRD.TR.BD.EODSOD.010

As soon as the time for the End of Day is reached the scheduler initiates the relevant time-based processes for the EoD processing.

As soon as the time for the Start of Day is reached the scheduler initiates the relevant time-based processes for the SoD processing.

3.3.3.3 CONTINUOUSLY MONITOR SCHEDULER LIST FOR EOD/SOD EVENT-BASED TRIGGERS

Task Ref: SHRD.TR.BD.EODSOD.020

As soon as the closure of liquidity transfers has been performed the scheduler initiates all event-based processes, e.g. End of Day reporting and requests to send End of Day balances from each ~~service~~Service to CBS.

The final task of the End of Day is the change of business day which will be initiated by the scheduler when all other tasks of End of Day process are initiated and certain tasks (including the tasks executed by CBS) have been completed.

3.3.3.4 SEND TRIGGER TO INITIATE REQUIRED EOD/SOD PROCESS IN IMPACTED
~~SERVICE~~SERVICE

Task Ref: SHRD.TR.BD.EODSOD.030

For each process request in the ~~Scheduler Lists~~scheduler list, a trigger is sent to the impacted ~~service~~Service to initiate the required process.

3.3.3.5 UPDATE SCHEDULER LIST

Task Ref: SHRD.TR.BD.EODSOD.040

Once the trigger to initiate the required process has been sent, the process request in the ~~Scheduler Lists~~scheduler list is marked as having been executed, including the date and time ~~that~~when the trigger was sent. For some events, when required, the scheduler will wait for a feedback ~~off~~from the triggered ~~service~~process (e.g. processes on the critical path), for other events the scheduler is not ~~awaiting~~waiting for a feedback.

3.4 AVAILABILITY OF SERVICES

This section describes the availability of the ~~new RTGS services (eg. Services (e.g. HVP, AS, CLM/CBS, CRDM, DWH))~~ and the relationship between all ~~services~~Services (e.g. HVP, AS, CLM/CBS, CRDM, DWH, T2S, TIPS, ECMS).

3.4.1 Business day schedule




Figure 4: Business day schedule

The cut-offs shall be configurable with parameters. The mentioned points in time are only indicative values to define the order of the different cut-offs and the timing regarding the phase of **Business Day** they business day when the cut-offs have to take place.

3.4.2 User Requirements

3.4.2.1 GENERAL USER REQUIREMENTS FOR ALL ~~SERVICES~~SERVICES

| | |
|-------------|---|
| Id | SHRD.UR.BD.OPER.000.010 |
| Name | De-coupling of services <u>SERVICES</u> |
| Description | The different services <u>SERVICES</u> (.e.g. HVP, AS, CLM/CBS, CRDM, T2S, TIPS, ECMS) shall be de-coupled in terms of availability. |

| | |
|-------------|---|
| Id | SHRD.UR.BD.OPER.000.020 |
| Name | Maintenance window |
| Description | The point in time of the maintenance window shall be aligned for all services <u>SERVICES</u> (.e.g. HVP, AS, CLM/CBS, CRDM, T2S, ECMS). It shall start at 00:30 and end at 02:30. |

3.4.2.2 USER REQUIREMENTS FOR THE DIFFERENT ~~SERVICES~~SERVICES RTGS service (HVP and AS):

| | |
|-------------|--|
| Id | SHRD.UR.BD.OPER.000.030 |
| Name | Cut-off |
| Description | <p>The service<u>Service</u> shall ensure that after a cut-off at least one settlement attempt has to take<u>takes</u> place.</p> <p>Note: Related to cut-offs for customer and bank to bank payments it has to be ensured that payments<u>Payments</u> received, respectively, before the cut-off for customer or for interbank payments must have at least one possibility to be settled<u>settle</u>.</p> |

| | |
|-------------|---|
| Id | SHRD.UR.BD.OPER.000.040 |
| Name | HVP service - Availability |
| Description | <p>The HVP service shall be operating<u>operate</u> from 03:00- <u>18:00</u>.</p> <p>It shall be closed for payment orders between 19:30 and 00:30, but <u>shall be open for</u> liquidity transfer orders <u>can be performed during the same period</u>.</p> <p>It will be closed from 18:00 – 19:30 (EoD/SoD),-) <u>and 00:30 – 02:30 (maintenance window)</u>.</p> <p>It will be closed on weekends and Target<u>TARGET</u> holidays, <u>i.e.g. Maintenance maintenance</u> window <u>will be</u> from Saturday starting at 00:30 until Monday 02:30 <u>for payments and liquidity transfers</u> with business date<u>day</u> Monday.</p> |

| | |
|-------------|---|
| Id | SHRD.UR.BD.OPER.000.050 |
| Name | HVP service - Cut-offs |
| Description | <p>For the HVP service the following cut-offs shall take place:</p> <ul style="list-style-type: none"> • Cut-off Customer Payments<u>for customer payments</u> at 17:00. • Cut-off Interbank Payments<u>for interbank payments</u> at 18:00. <p>Note: The cut-offs shall be configurable with parameters. The mentioned points in time are only indicative values to define the order of the different cut-offs and the timing regarding the phase of Business Day<u>business day when</u> they have to take place.</p> |

| | |
|-------------|--|
| Id | SHRD.UR.BD.OPER.000.060 |
| Name | Maintenance of warehoused payments |
| Description | <p>Warehoused payments can<u>may</u> be maintained <u>during a 30 minutes</u>minute <u>window</u> before the opening of the HVP service, i.e. from 02:30- <u>03:00</u>.</p> |

| | |
|--------------------|--|
| Id | SHRD.UR.BD.OPER.000.070 |
| Name | Settlement of warehoused payments |
| Description | Warehoused payments shall be queued for settlement at the time of opening of <u>HVP on</u> the HVP service <u>indicated value date</u> , unless the payment instruction includes FROM time. |

| | |
|--------------------|---|
| Id | SHRD.UR.BD.OPER.000.080 |
| Name | AS service - Availability |
| Description | <p>The AS service shall be operating<u>operate</u> from 19:30- __ 18:00 (except during Maintenance Window<u>maintenance window</u>).</p> <p>It will be closed on weekends and Target<u>TARGET</u> holidays, i.e.g.<u>Maintenance maintenance</u> window <u>will be</u> from Saturday starting at 00:30 until Monday 02:30 <u>for AS payments</u> with business date<u>day</u> Monday.</p> |

| | |
|--------------------|--|
| Id | SHRD.UR.BD.OPER.000.090 |
| Name | AS service - Cut-offs |
| Description | <p>For the AS service the following cut-off shall take place:</p> <ul style="list-style-type: none"> • Cut-off Interbank Payments<u>interbank payments</u> at 18:00. <p>It is assumed that most of the Ancillary Systems have settled before the cut-off for customer payments which takes place at 17:00. Specific types of transactions stemming from AS (e.g. money market, DVP) can be settled until 18:00.</p> <p>Note: The cut-offs shall be configurable with parameters. The mentioned points in time are only indicative values to define the order of the different cut-offs and the timing regarding the phase of Business Day<u>business day when</u> they have to take place.</p> |

| | |
|-------------|---|
| Id | SHRD.UR.BD.OPER.000.100 |
| Name | RTGS service - Usage of accounts Cash Accounts |
| Description | There is the possibility It will be possible to use the same account Cash Account for HVP and AS; a. A technical solution shall be put in place to respect the different service hours of the services Services, i.e. the system will ensure that only "eligible" transactions will be settled during the respective timeframe. |

| | |
|-------------|---|
| Id | SHRD.UR.BD.OPER.000.110 |
| Name | AS service - Settlement procedures |
| Description | For the AS service there will be no differentiation between Day Trade Phase and Night Time Settlement. All offered settlement procedures are available during the operational hours of the service, i.e. as well during the night. The Service. AS service will follow the change of business day change logic and as such the underlying business in the AS Ancillary System will do the same. |

CLM/CBS:

| | |
|-------------|---|
| Id | SHRD.UR.BD.OPER.000.120 |
| Name | CLM service - Availability |
| Description | The CLM service shall be operating operate from 19: 30-00 – 18:00 (except during Maintenance Window maintenance window). However, processing of liquidity transfers will not be possible from 19:00 – 19:30. It will be closed on weekends and Target TARGET holidays, e.g. Maintenance maintenance window will be from Saturday starting at 00:30 until Monday 02:30 for CLM activities with business date day Monday. |

| | |
|-------------|---|
| Id | SHRD.UR.BD.OPER.000.130 |
| Name | CLM service - Cut-offs |
| Description | <p>For the CLM service the following cut-offs shall take place:</p> <ul style="list-style-type: none"> • Cut-off <u>for</u> Standing Facilities take<u>takes</u> place 15 minutes after <u>the</u> start of End of Day <u>process</u> (+15 minutes at<u>on</u> last <u>business</u> day of reserve maintenance period). <p>Note: There is a possibility<u>It shall be possible</u> for CBs to insert requests into the system until<u>until</u> 40 minutes after <u>the</u> start of <u>the</u> End of Day <u>process</u> (+15 minutes at<u>on</u> last <u>business</u> day of reserve maintenance period).</p> <p>Note: The cut-offs shall be configurable with parameters. The mentioned points in time are only indicative values to define the order of the different cut-offs and the timing regarding the phase of Business Day<u>business day</u> they have to take place.</p> |

CRDM:

| | |
|-------------|--|
| Id | SHRD.UR.BD.OPER.000.140 |
| Name | CRDM service - Availability |
| Description | <p>The CRDM service shall be operating<u>operate</u> from 19:00- <u>–</u> 18:00 (except during Maintenance Window<u>maintenance window</u>).</p> <p>It will be closed on weekends and Target<u>TARGET</u> holidays following the operational hours of the RTGS service.</p> |

DWH:

| | |
|-------------|---|
| Id | SHRD.UR.BD.OPER.000.150 |
| Name | DWH service - Availability |
| Description | <p>The DWH service shall be operating<u>operate</u> from 19:00- <u>–</u> 18:00 (except during Maintenance Window<u>maintenance window</u>).</p> <p>It will be opened on weekends on <u>a</u> best effort basis, without support.</p> |

4 USER ROLES AND ACCESS (URA)

4.1 OVERVIEW

This section describes the processing of the *Two-Eyes* and *Four-Eyes* principle. For accessing a Market Infrastructure Service via U2A or A2A a User has to be created first. While setting up a User, one or more Roles have to be assigned to the User, from a list of predefined Roles for each Service in which the User will participate. Each Role grants a set of Privileges to the ~~user~~User. Each Privilege relates to one business function, following either the two-eyes or the four-eyes principle. The assigned principle will be applied to each action by the ~~user~~User when performing the business function.

The descriptions of the setup and maintenance of the ~~user~~User and the association of Roles are ~~part of the provided in section 2 on~~ Common Reference Data Management ~~and will be described in the respective section in this User Requirements Document.~~

For accessing a Market Infrastructure Service the User has to connect via ~~the~~Eurosystem Single Market Infrastructure Gateway (ESMIG). One of the functions performed by ~~the~~ESMIG is the authentication of the User, i.e. the check that the User is registered in ~~the~~ CRDM, and verify whether the User is allowed to access to the requested Service. However, it is up to each Service to check that the User is allowed to perform each business function through its list of Roles and Privileges as well as the accessible data scope. Due to the fact that ~~the~~ESMIG supports a single sign on capability for all Services, the same User can be allowed ~~to~~ access ~~to~~ various Services.

Regarding the data scope, the User shall have access to all of the data of the Party with which the User is primarily associated ~~with~~, via the Access Rights. Any User can also be granted access to the data scope of another Party through additional Access Rights. When logging in to a Service in U2A mode, a User having multiple Access Rights can choose the Party for which the actions will be performed. The User shall have the option to change the Party during the same session. ~~For the future RTGS services the~~The data scope shall allow access to all data for any Party for which Access Rights have been granted; there shall be no facility to restrict access to any particular type(s) of data (~~even if~~although this is possible in T2S).

4.1.1 Business Processes

| Business Process | BP Reference | Business Process Description |
|--------------------|------------------|--|
| Two-Eyes Approval | SHRD.BP.URA.2EYE | Process to allow create, amend or delete actions to be performed by only one user |
| Four-Eyes Approval | SHRD.BP.URA.4EYE | Process to ensure that create, amend or delete actions performed by a first user have to be confirmed by a second user |

Table 3: Business Processes for User Roles and Access

4.1.2 General User Requirements for URA

| | |
|--------------------|---|
| Id | SHRD.UR.URA.ALL.000.010 |
| Name | Authorisation Principle |
| Description | <p>The<u>Each</u> Service shall provide a list of predefined Roles that can be assigned to a User.</p> <p>Each Role grants a set of Privileges to the User. Each Privilege relates to one business function, following either the two-eyes or the four-eyes principle.</p> |

| | |
|--------------------|---|
| Id | SHRD.UR.URA.ALL.000.020 |
| Name | Validation of Authorisation Principle |
| Description | <p>The system shall allow for U2A usage Roles which contain Privileges with two-eyes or four-eyes principle.</p> <p>The system shall allow for A2A usage Roles which contain only Privileges with two-eyes principle.</p> |

| | |
|--------------------|--|
| Id | SHRD.UR.URA.ALL.000. 020 <u>025</u> |
| Name | User access |
| Description | <p>The same User can<u>shall</u> be used<u>allowed</u> to access various Market Infrastructure Services via ESMIG.</p> |

| | |
|--------------------|--|
| Id | SHRD.UR.URA.ALL.000.030 |
| Name | Validation of Roles and accessible data scope |
| Description | <p>Each Service shall check that the User is allowed to perform a business function through its list of Roles as well as to access the respective data scope through the associated Access Rights.</p> |

| | |
|--------------------|---|
| Id | SHRD.UR.URA.ALL.000.040 |
| Name | User access to data |
| Description | The Service shall offer a User access to the data of the Party <u>to which it is belonging to belongs</u> , through the Access Rights indicating that this is the primary Party associated with the User. |

| | |
|--------------------|--|
| Id | SHRD.UR.URA.ALL.000.050 |
| Name | User access to data scope of another Party |
| Description | <p>The Service shall offer functionality to grant access to a User for the data scope of another Party, through additional Access Rights set up between the User and other Parties.</p> <p>For the future RTGS services the<u>The</u> data scope shall allow access to all data for any Party for which Access Rights have been granted; there shall be no facility to restrict access to any particular type(s) of data (even if<u>although</u> this is possible in T2S).</p> |

4.2 TWO-EYES APPROVAL

Business Process Ref: SHRD.BP.URA.2EYE

This business process describes the processing of the two-eyes principle. If a User was assigned a Role containing a Privilege following the two-eyes principle and the User creates new data, amends or deletes existing data **by using through the use of** this Privilege, **then** there is no need for verification by another User.

For specific **functionalities functionality** related to payment initiation (such as the current execution of back-up payments) a four-eyes verification shall be required even if a User has a Role which contains a Privilege following the two-eyes principle.

For **“read only”** operations (i.e. operations that cannot change any data) only the two eyes principle will be applied.

4.2.1 User Requirements

| | |
|--------------------|--|
| Id | SHRD.UR.URA.2EYE.000.010 |
| Name | Two-eyes principle |
| Description | If a User was assigned a Role containing a Privilege following the two-eyes principle and the User creates new data, amends or deletes existing data by using through the use of this Privilege, then there is no need for verification by another User. |

| | |
|--------------------|---|
| Id | SHRD.UR.URA.2EYE.000.020 |
| Name | Two-eyes principle - Exceptional handling |
| Description | For specific business processes related to payment initiation (such as the current execution of back-up payments) a four-eyes verification shall be required even if a User has a Role which contains a Privilege following the two-eyes principle. |

4.3 FOUR-EYES APPROVAL

Business Process Ref: SHRD.BP.URA.4EYE

This business process describes the processing of the four-eyes principle. If a User was assigned a Role containing a Privilege following the four-eyes principle and the User creates new data, amends or deletes existing data by using this Privilege, there is a need for verification by another User. This second User can have a Privilege following two-eyes or four-eyes principle.

No four-eyes principle is foreseen for A2A. It will be the responsibility of the application sending the update in A2A mode to ensure that all appropriate security and access checks have been made prior to sending the request.

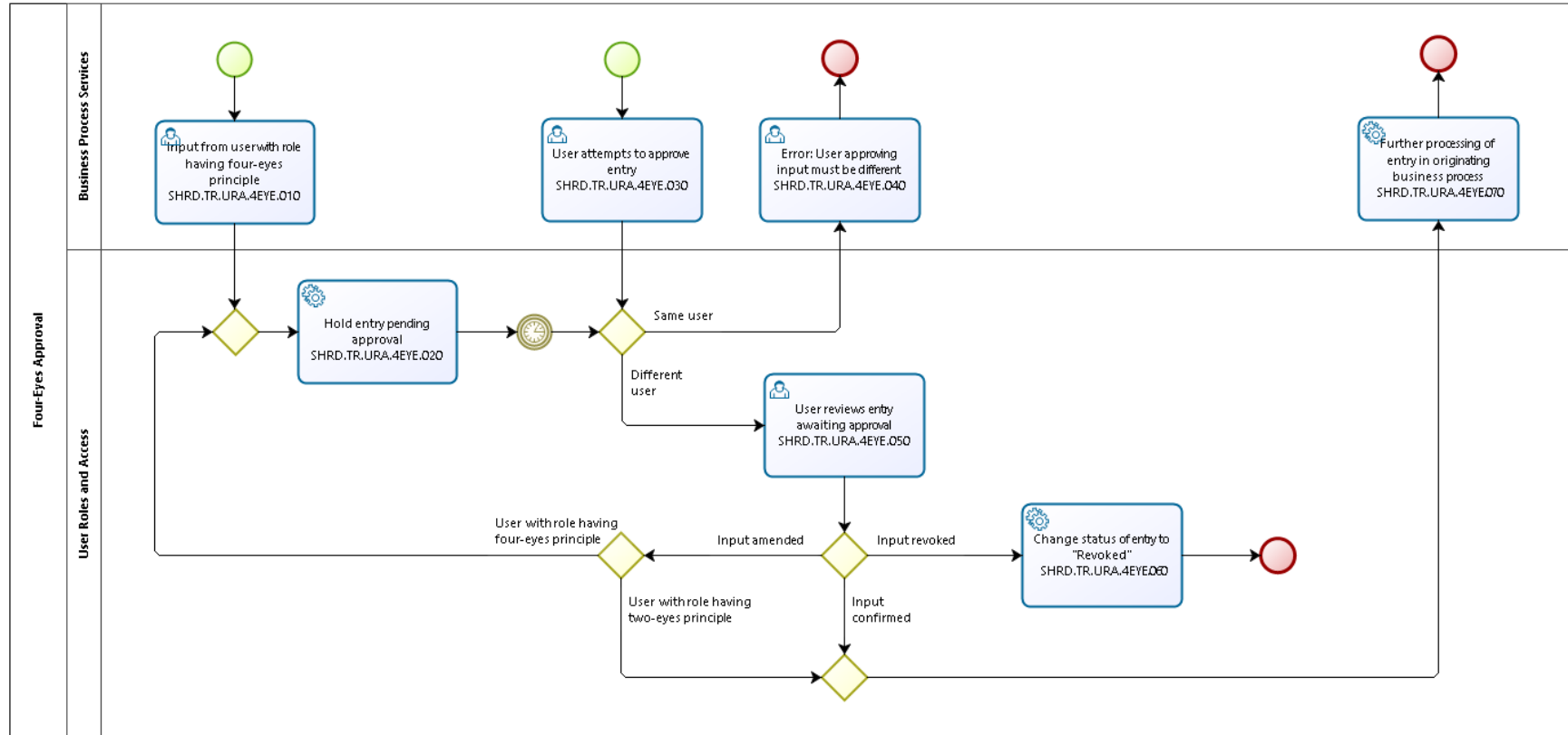
Where a User with a Role, which contains a Privilege following the four-eyes principle, has created new data, amended or deleted existing data, a second step for this update is required by another User to approve the change.

This User can perform the following actions:

- ▶ Confirm: The update is confirmed by the approval User and can therefore be processed.
- ▶ Revoke: The update is revoked by the approval User and therefore the status of the pending entry is changed to "Revoked".
- ▶ Amend: If the approval User needs to amend the transaction performed by the initial User the further processing is dependent on the Role of the approval User:
 - Approval User has a Role which contains a Privilege following the two-eyes principle:
The amendment of the approval User can be processed immediately.
 - Approval User has a Role which contains a Privilege following the four-eyes principle:
The amendment of the approval User needs verification by another User different from the approval User (but could potentially be the initial User). Therefore, the amended entry will be regarded as an initial creation or amendment of data.

Pending verifications for creations, amendments or deletions in four-eyes principle will be rejected at [the start of the End of Day process](#).

4.3.1 Business Process Model



Business Process Model 9: Four-Eyes Approval

4.3.2 User Requirements

4.3.2.1 GENERAL USER REQUIREMENTS FOR FOUR-EYES APPROVAL

| | |
|--------------------|---|
| Id | SHRD.UR.URA.4EYE.000.010 |
| Name | Information on open tasks for verification |
| Description | Information on open tasks for verification by another User has to be available for the initiator of the transaction but also for the CB of the initiator. |

| | |
|--------------------|---|
| Id | SHRD.UR.URA.4EYE.000.020 |
| Name | Four-eyes principle - Check of different Users |
| Description | <p>For a User who has a Role which contains a Privilege following the four-eyes principle it has to be checked that two different Users having the relevant Privileges perform the creation, amendment or deletion of data and the verification. This check shall ensure that the same User accessing the Service via an alternative network provider Network Service Provider is prevented from verifying an action previously performed by himself/herself.</p> <p>Note: The same User can perform for one task the creation, amendment or deletion of data and for another task the verification, providing that it this is compliant with their his/her Role.</p> |

| | |
|--------------------|--|
| Id | SHRD.UR.URA.4EYE.000.030 |
| Name | Four-eyes principle - Creation, amendment or deletion |
| Description | <p>If a User was assigned a Role containing a Privilege following the four-eyes principle and the User creates new data, amends or deletes existing data by using through the use of this Privilege, then there is a need for an additional verification by another User.</p> |

| | |
|--------------------|---|
| Id | SHRD.UR.URA.4EYE.000.040 |
| Name | Four-eyes principle - Verification |
| Description | <p>An approval User can perform the following actions:</p> <ul style="list-style-type: none">• Confirm: The update is confirmed by the approval User and can therefore be processed.• Revoke: The update is revoked by the approval User and therefore the status of the pending entry is changed to revoked.• Amend: Where the approval User edits the transaction performed by the first User, the further processing is dependent of the Role of the second User:<ul style="list-style-type: none">- Approval User has a Role which contains a Privilege following the two-eyes principle: The amended update of the second User can immediately be processed.- Approval User has a Role which contains a Privilege following the four-eyes principle: The amended update of the approval User needs verification by another User. Therefore, the edit can be regarded as an initial creation or amendment of data.• A confirmation, revocation or amendment can be performed as well by a CB User on behalf of the affected participant independent from the user group profile of the initiator. |

4.3.2.2 INPUT FROM USER WITH ROLE HAVING FOUR-EYES PRINCIPLE

Task Ref: SHRD.TR.URA.4EYE.010

User creates a new transaction or data, amends or deletes an existing transaction or data.

4.3.2.3 HOLD ENTRY PENDING APPROVAL

Task Ref: SHRD.TR.URA.4EYE.020

The creation, amendment or deletion is held pending verification ~~from~~by an approval User.

4.3.2.4 USER ATTEMPTS TO APPROVE ENTRY

Task Ref: SHRD.TR.URA.4EYE.030

Another User attempts to approve the entry ~~from~~through the appropriate verification screen.

If the same User, 1 who made the initial entry, 1 attempts to approve the entry, the attempt will ~~be~~-not be possible.

4.3.2.5 ERROR: USER APPROVING INPUT MUST BE DIFFERENT

Task Ref: SHRD.TR.URA.4EYE.040

An error message is displayed on the User's screen stating that the entry cannot be approved by the same User that made the initial entry.

4.3.2.6 USER REVIEWS ENTRY AWAITING APPROVAL

Task Ref: SHRD.TR.URA.4EYE.050

The ~~approver~~approval User reviews the entry awaiting approval. The system shall verify that the ~~approver~~approval User has the relevant Privileges.

If the approval User revokes the entry ~~is revoked~~, then creation, amendment or deletion will not take place and the entry will be ~~change~~changed into status ~~into revoked~~."Revoked".

If the approval User confirms the entry ~~is confirmed~~, then the entry will be processed ~~within~~with the originating process.

If the approval User amends the entry ~~is amended by the approver~~, and the ~~approver~~approval User has only a Role which contains a Privilege following the four-eyes principle, then the amended entry will be held for further approval.

If the approval User amends the entry ~~is amended by the approver~~ and the ~~approver~~approval User has a Role which contains a Privilege following the two-eyes principle, then the amended entry will be processed ~~within~~with the originating process.

4.3.2.7 CHANGE STATUS OF ENTRY TO "REVOKED"

Task Ref: SHRD.TR.URA.4EYE.060

The status of ~~creations, amendments or deletions~~creation, amendment or deletion entries that are revoked by the approval User is changed to "Revoked".

4.3.2.8 FURTHER PROCESSING OF ENTRY IN ORIGINATING BUSINESS PROCESS

Task Ref: SHRD.TR.URA.4EYE.070

~~Creations, amendments or deletions~~Creation, amendment or deletion entries that are confirmed by the approval User are processed in the originating business process.

5 INFORMATION AND REPORTING (IR)

5.1 OVERVIEW

5.1.1 Context Diagram

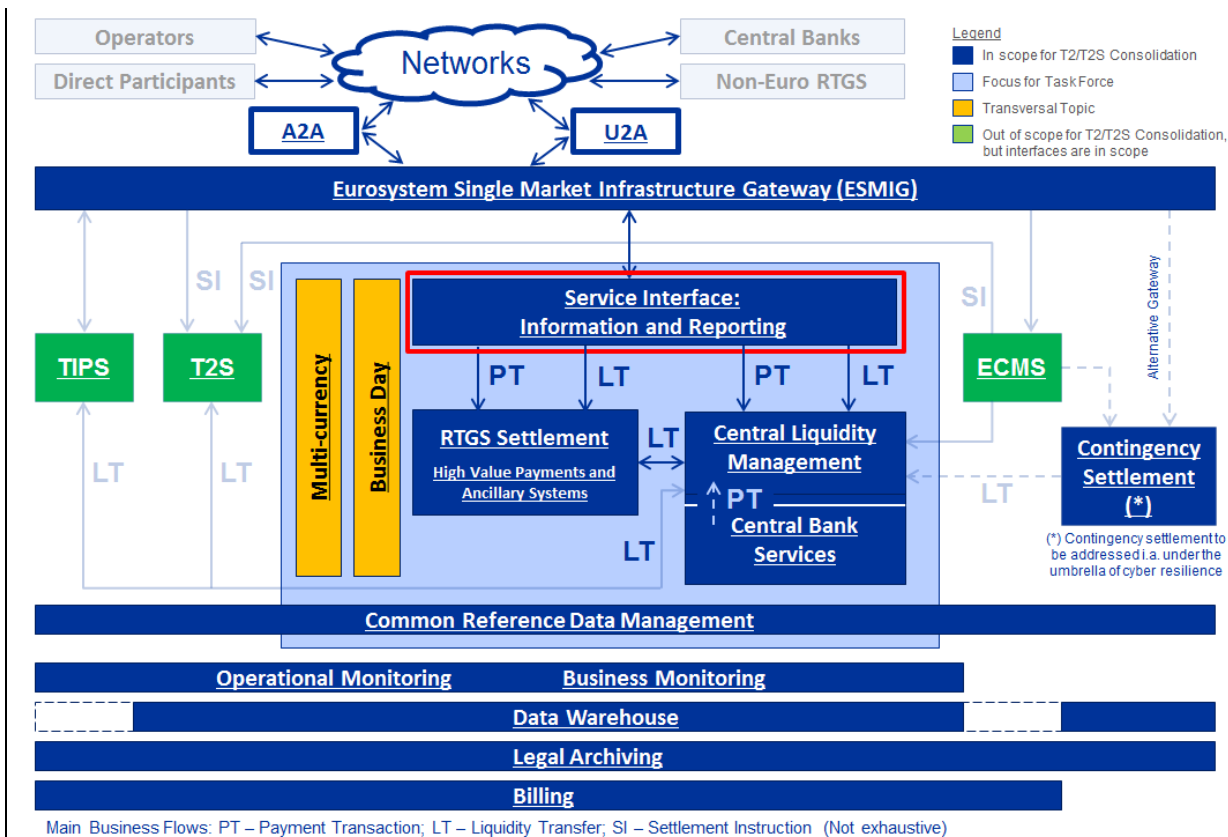


Figure 5: Context diagram for Information and Reporting

This section describes Information and Reporting. It includes the requirements for queries as well as reports. The business processes described in this section are working based on operational data.

However, requirements related to business and operational monitoring as well as information to be stored in the Data Warehouse for statistical and regulatory reporting are out of scope of the processes described in this section.

5.1.2 Business Processes

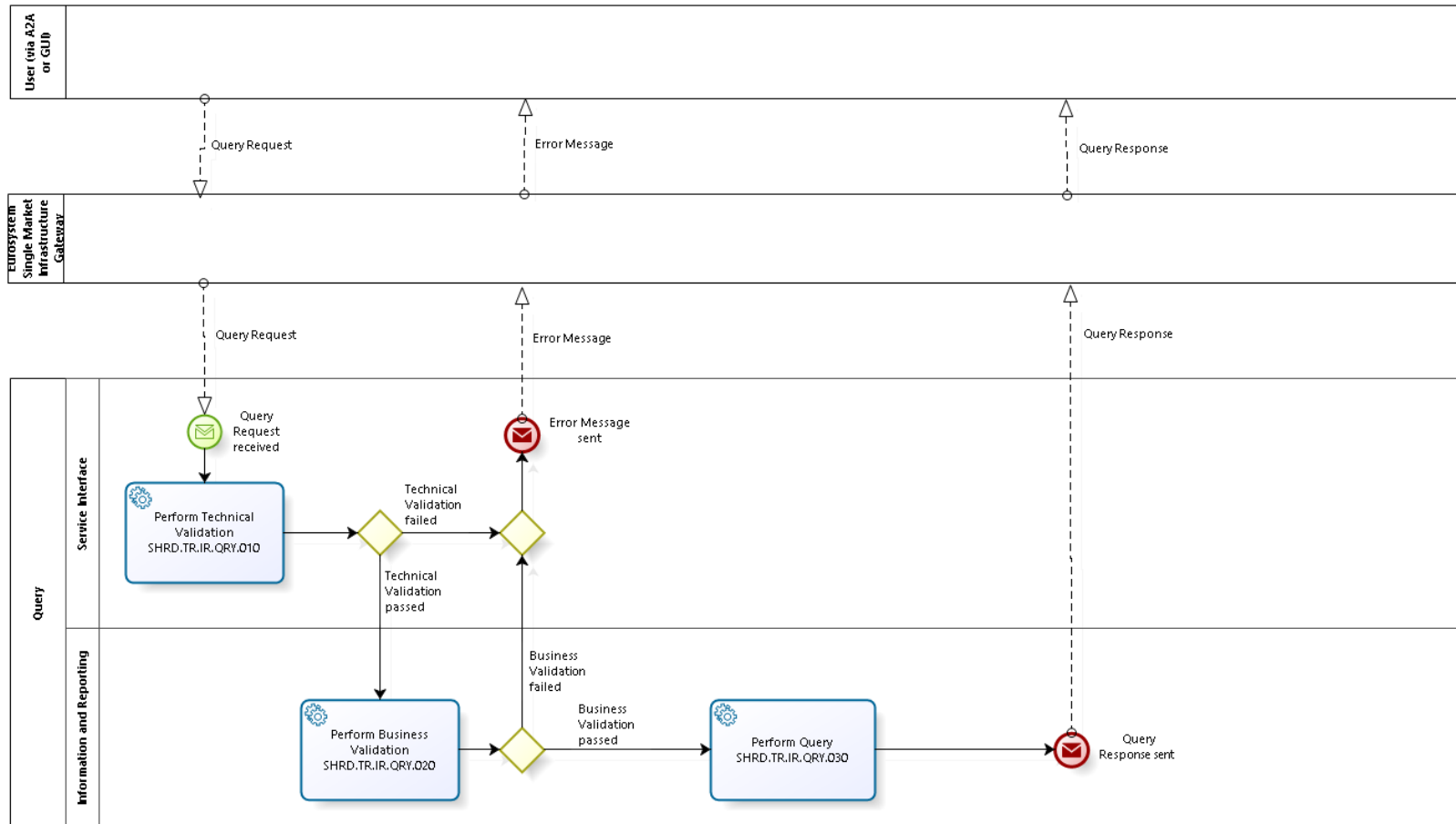
| Business Process | BP Reference | Business Process Description |
|--|-------------------|--|
| Query | SHRD.BP.IR.QRY | Participant performs interactive query via the GUI (U2A) or via A2A |
| Produce Scheduled Report and Send (A2A) / Store for Download (U2A) | SHRD.BP.IR.SCHRPT | <p>Reports produced on a regular basis are created and sent to all registered recipients in A2A (Push mode)</p> <p>Reports produced are also stored and available for U2A download (Pull mode)</p> |

Table 4: Business Processes for Information and Reporting

5.2 QUERY

Business Process Ref: SHRD.BP.IR.QRY

5.2.1 Business Process Model



Business Process Model 10: Query

5.2.2 Process overview

Process goal:

The purpose of this process is to perform a query requested by a participant either via A2A or via the GUI (U2A) and to present the corresponding response provided by the ~~service~~Service back to the participant via the same mode as the request.

Process context:

- ▶ This process is the mechanism to allow a participant to enquire about information held within the ~~service~~Service.
- ▶ This process provides the opportunity
 - to ~~download~~download an already created report produced on a regular basis via U2A query
 - to query the latest version of an already created (and sent or downloaded) report until replaced by the next version via A2A and U2A

Pre-conditions:

- ▶ None

Time constraints:

- ▶ Not available during ~~Maintenance Window~~maintenance window

Expected results:

- ▶ If the query content is either invalid or fails the reference data checks, it will be rejected and an error message will either be sent in A2A or displayed in the GUI. If the query content is valid and reference data checks have been passed successfully, the platform will perform the query and will send the corresponding response either A2A or to the GUI.

Triggers:

- ▶ The process will be initiated by A2A or a U2A query.

~~Sub-processes:~~

- ~~▶ None~~

5.2.3 User Requirements

5.2.3.1 PERFORM TECHNICAL VALIDATION

Task Ref: SHRD.TR.IR.QRY.010

When a ~~Query~~query input is received via U2A ~~and/or~~ A2A, the service interface shall complete technical validation performing checks such as field level validation (fields have correct data type and size). The validation procedure will not stop after the detection of the first error but continue ~~###~~until the end and all errors found will be reported back (reason codes are provided).

General User Requirements

| | |
|--------------------|---|
| Id | SHRD.UR.IR.QRY.010.010 |
| Name | Validation of query input |
| Description | The query process shall validate the query input to ensure that all attributes are of the correct data type and length. |

| | |
|--------------------|---|
| Id | SHRD.UR.IR.QRY.010.020 |
| Name | Check mandatory attributes |
| Description | The query process shall ensure that all mandatory attributes are populated. |

| | |
|--------------------|---|
| Id | SHRD.UR.IR.QRY.010.030 |
| Name | Processing in case of passed <u>where</u> technical validation <u>is successful</u> |
| Description | In case of a positive <u>Where the</u> result of the technical validation <u>is positive</u> , the query shall be sent for further processing. |

| | |
|-------------|--|
| Id | SHRD.UR.IR.QRY.010.040 |
| Name | Processing in case of failed where technical validation fails |
| Description | <p>In case of a negativeWhere the result of the technical validation is negative, the rejection notification shall be displayed directly on the screen with the appropriate reason code where the query is via the GUI (U2A). If the request was received via A2A a rejection notification with the appropriate reason code shall be sent to the participant performing the query.</p> <p>The validationvalidation will not stop after the first error was detected but continue tilluntil the end and all errors found will be reported back.</p> |

5.2.3.2 PERFORM BUSINESS VALIDATION

Task Ref: SHRD.TR.IR.QRY.020

~~Where the result of the technical validation is positive, the message is submitted for business validation.~~ The business validation comprises checks such as cross-field consistency checks (where the value of one field is dependent upon, or has a relationship with, the value of another field, either within the query or in the data already present in the database) and authorisation checks to ensure that the participant has suitable permissions.

If the validation failed, either an error message shall be displayed via the GUI or a rejection notification with the appropriate reason code shall be sent to the participant performing the query.

The validation procedure will not stop after the detection of the first error but continue ~~till~~until the end and all errors found will be reported back (~~with~~ reason codes ~~are being~~ provided).

| | |
|-------------|--|
| Id | SHRD.UR.IR.QRY.020.010 |
| Name | Authorisation check |
| Description | The query process shall check that only authorised participants are allowed to send a query and that the participant is allowed to have “read” access to all values of all attributes (mandatory or optional according to the user’s access rights). |

| | |
|--------------------|---|
| Id | SHRD.UR.IR.QRY.020.020 |
| Name | Business validations validation of the mandatory and optional attributes |
| Description | The query process shall check that the values of all attributes that are populated (mandatory or optional) are valid according to the allowed values or value ranges. |

| | |
|--------------------|--|
| Id | SHRD.UR.IR.QRY.020.030 |
| Name | Check data integrity |
| Description | The query process shall check that all cross-field validations (data integrity) are satisfied, either between attributes within the query input or between an attribute in the query and one or more items of data held in the system. |

| | |
|--------------------|--|
| Id | SHRD.UR.IR.QRY.020.040 |
| Name | Processing in case of failed where business validation fails |
| Description | <p>In case of a negative Where the result of the business validation is negative, the rejection notification shall be displayed directly on the screen where the query is via the GUI (U2A). If the request was received via A2A a rejection notification with the appropriate reason code shall be sent to the participant performing the query.</p> <p>The validationsvalidation will not stop after the first error was detected but continue tilluntil the end and all errors found will be reported back.</p> |

5.2.3.3 PERFORM QUERY

Task Ref: SHRD.TR.IR.QRY.030

After processing all ~~validations~~validation successfully the query is performed and an adequate response is generated. The query response is either sent A2A or displayed in the GUI.

| | |
|--------------------|--|
| Id | SHRD.UR.IR.QRY.030.010 |
| Name | Execution |
| Description | The query is executed. It shall take into account all criteria provided in the query. All data matching the given search criteria are retrieved. |

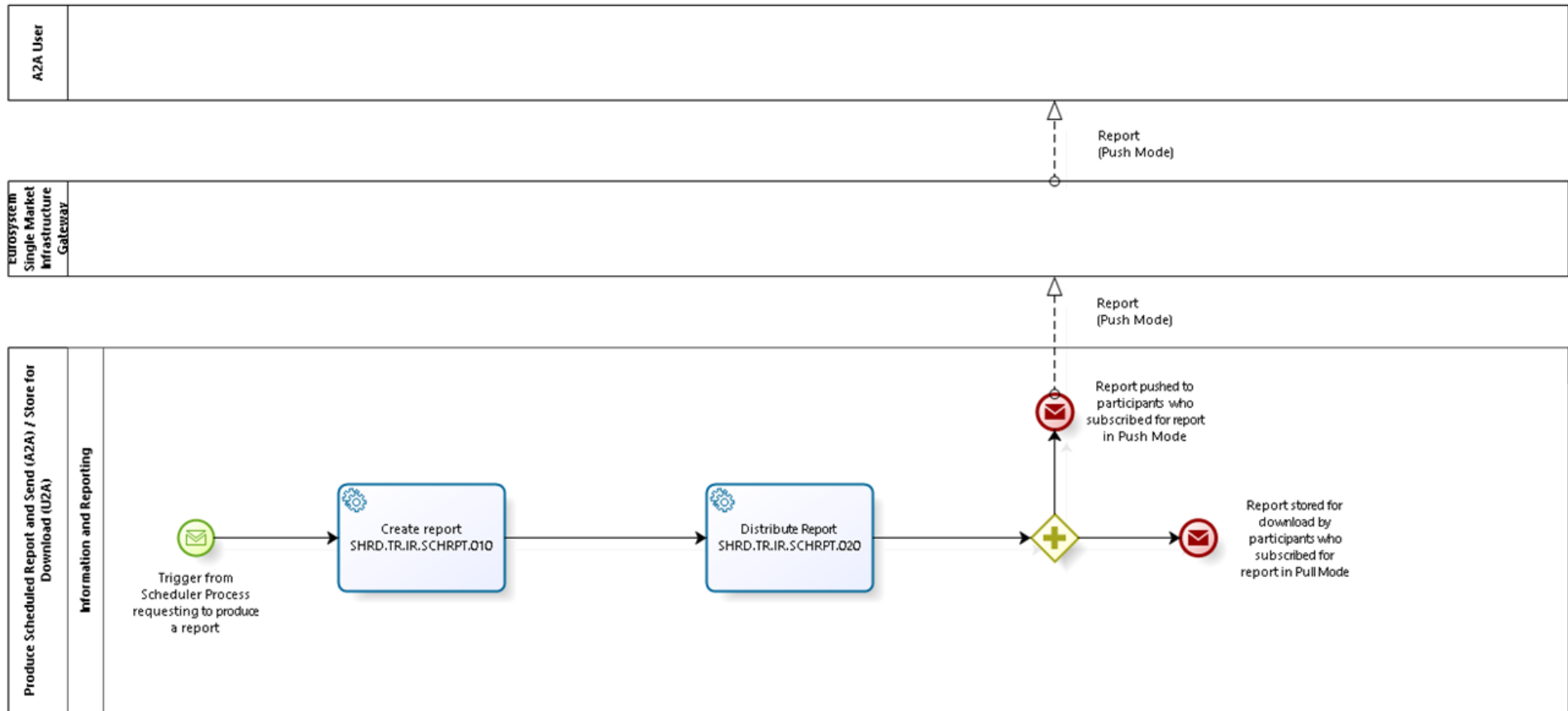
| | |
|--------------------|---|
| Id | SHRD.UR.IR.QRY.030.020 |
| Name | Feedback in case of successful <u>where the</u> execution of the query <u>was successful</u> |
| Description | The result shall be sent in the requested mode either to screen in U2A or via A2A. |

| | |
|--------------------|--|
| Id | SHRD.UR.IR.QRY.030.030 |
| Name | Export query results from the GUI |
| Description | Where the query has been executed via the GUI (U2A) and the results have been displayed on the screen, the participant shall be able to export the results in various file formats (i.e. csv, pdf) |

5.3 PRODUCE SCHEDULED REPORT AND SEND (A2A) / STORE FOR DOWNLOAD (U2A)

Business Process Ref: SHRD.BP.IR.SCHRPT

5.3.1 Business Process Model



Business Process Model 11: Produce Scheduled Report and Send (A2A) / Store for Download (U2A)

5.3.2 Process overview

Process goal:

The purpose of this process is to create reports, based on a time or an event trigger, and to either distribute them automatically or to store them and make them available for download.

Process context:

- ▶ This process is the mechanism whereby all regular standard reports will be produced and either distributed via A2A (Push mode) or only provided for U2A ~~down-load~~download (Pull mode), depending on the report subscription configured in CRDM.

Pre-conditions:

- ▶ None

Time constraints:

- ▶ Not available during ~~Maintenance Window~~maintenance window
- ▶ Account statements and ~~General Ledger~~general ledger files will only be provided after finalisation of the business day.

Expected results:

- ▶ The report will be created and sent to all registered recipients in A2A mode.

Triggers:

- ▶ The process will be initiated by the scheduler.

Sub-processes:

- ▶ ~~None~~

5.3.3 User Requirements

5.3.3.1 CREATE REPORT

Task Ref: **SHRD.TR.IR.SCHRPT.010**

| | |
|--------------------|--|
| Id | SHRD.UR.IR.SCHRPT.010.010 |
| Name | Report creation |
| Description | Each report request received from the Scheduler Process for which the time-based or event-based trigger has occurred shall be created according to the predefined selection criteria and in the predetermined report format. |

| | |
|--------------------|--|
| Id | SHRD.UR.IR.SCHRPT.010.020 |
| Name | Update Schedulers <u>scheduler</u> list |
| Description | Once the report request has been received, the Scheduler Process will mark the request in the Scheduler Lists <u>scheduler list</u> as having been triggered. |

5.3.3.2 DISTRIBUTE REPORT

Task Ref: SHRD.TR.IR.SCHRPT.020

| | |
|--------------------|--|
| Id | SHRD.UR.IR.SCHRPT.020.010 |
| Name | Subscription check for recipients |
| Description | The report production process shall identify the participants for which there is an active Report Subscription for the report. |

| | |
|--------------------|--|
| Id | SHRD.UR.IR.SCHRPT.020.020 |
| Name | Report delivery |
| Description | The report production process will send out the report via A2A push mode for the participants who subscribed to it in push mode. |

| | |
|--------------------|---|
| Id | SHRD.UR.IR.SCHRPT.020.030 |
| Name | Report storage |
| Description | The report produced will be stored and will be available for participants who subscribed to the report in pull mode to be downloaded via U2A query. |

5.4 INFORMATION AND REPORTING – NON-FUNCTIONAL REQUIREMENTS

5.4.1 Availability

| | |
|-------------|--|
| Id | SHRD.UR.IR.NFR.020 |
| Name | Unplanned Downtime downtime |
| Description | The Information and Reporting facilities shall be as -available <u>during the same times</u> as their underlying service Services. |

5.4.2 Disaster Recovery

| | |
|-------------|---|
| Id | SHRD.UR.IR.NFR.030 |
| Name | Recovery Time Objective |
| Description | The Information and Reporting shall ensure a recovery time objective value of one hour in case <u>the event</u> of site failures. In case of <u>Where there is</u> a loss of a complete region the RTO shall not exceed two hours. |

The recovery time objective (RTO) is the maximum amount of time required for recovery or restart of the ~~service~~Service to a specified point of consistency. In ~~case~~the event of a site failure Information and Reporting Services shall ensure a maximum time of unavailability of one hour starting from the time when the decision to restart the ~~service~~Service is made up ~~to~~until the time the ~~service~~Service is restored. ~~In case of~~Where there is a major failure or a regional disaster, the maximum time of unavailability is two hours starting from the time when the decision to restart the ~~service~~Service is made up ~~to~~until the time the ~~service~~Service is restored.

5.4.3 Performance Requirements

| | |
|-------------|--|
| Id | SHRD.UR.IR.NFR.040 |
| Name | Peak Workload per second |
| Description | The Information and Reporting shall be able to handle an estimated peak workload of 20 interactions per second. This peak workload has to be endured for at least one hour. |

| | |
|--------------------|--|
| Id | SHRD.UR.IR.NFR.050 |
| Name | <u>A2A Query Response Time</u> |
| Description | The Information and Reporting shall handle <u>100% of A2A queries related to CLM and RTGS services</u> within <u>an elapsed time a maximum</u> of 60 seconds for 100 % of the interactions. There, Limits shall be enforced (row, column and size) limits for on the amount of data that can be downloaded via <u>U2A and an A2A query respectively. A possibility. An option</u> to abort long-running queries shall be given <u>provided</u> . |
| Id | <u>SHRD.UR.IR.NFR.060</u> |
| Name | <u>U2A Query Response Time</u> |
| Description | <u>Information and Reporting shall handle 100% of U2A queries related to CLM and RTGS services within a maximum of 60 seconds. Limits shall be enforced (row, column and size) on the amount of data that can be downloaded via a U2A query. An option to abort long-running queries shall be provided.</u> |

6 DATA WAREHOUSE SERVICE (DWH)

6.1 OVERVIEW

6.1.1 Context Diagram

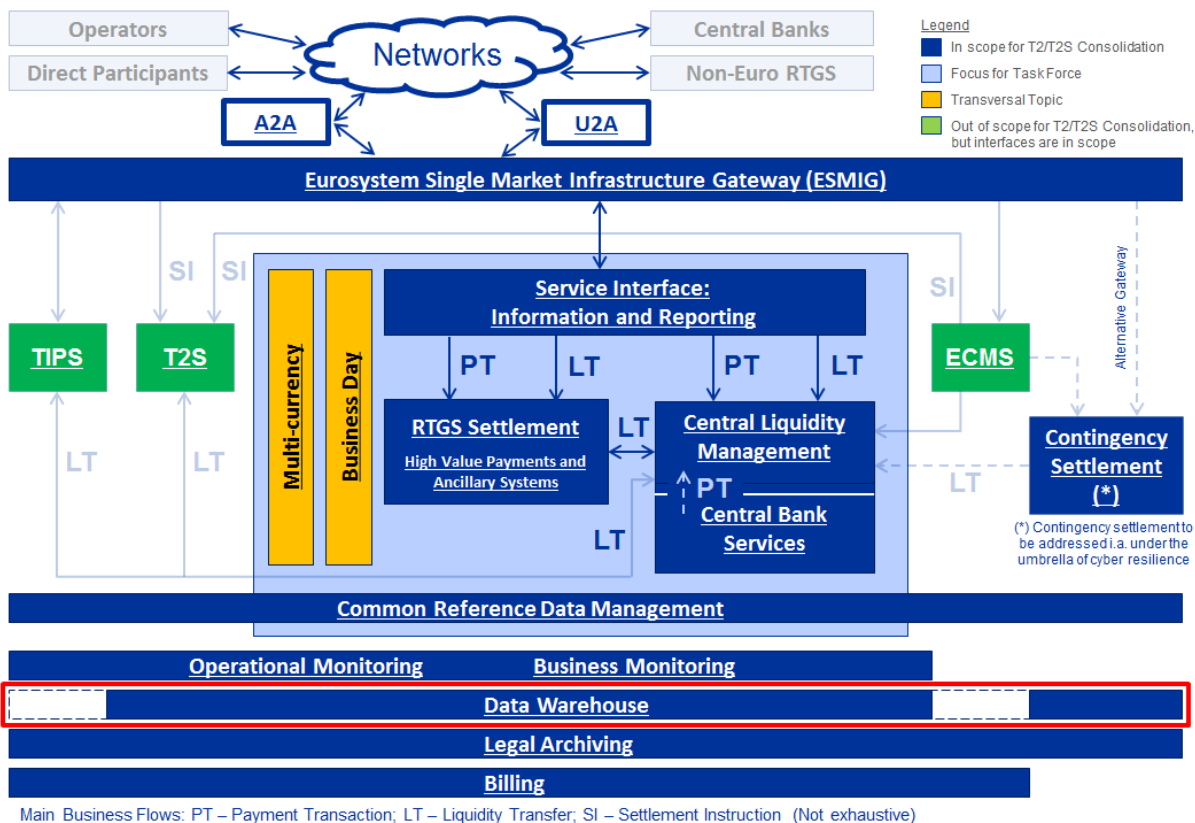


Figure 6: Context diagram for Data Warehouse Service

The Data Warehouse Service provides data for historical, statistical and regulatory reporting. Data from the previous business days are available as of the next business day. The access to the DWH is provided via U2A and A2A to:

- ▶ Participants, which have access to the pre-defined reports described in the CLM and RTGS-User Interaction parts-sections in the User Requirements Documents for CLM and RTGS and which may have additionally the possibility to save query/report templates (e.g. adapting a pre-defined report)
- ▶ CBCBs, which have access to further reports as described in the CB annexes /-User Interaction sections in the CB annexes to the User Requirement Documents for CLM, RTGS and Shared Services

6.1.2 Business Processes

| Business Process Name | BP Reference | Business Process Description |
|-----------------------|--------------|------------------------------|
|-----------------------|--------------|------------------------------|

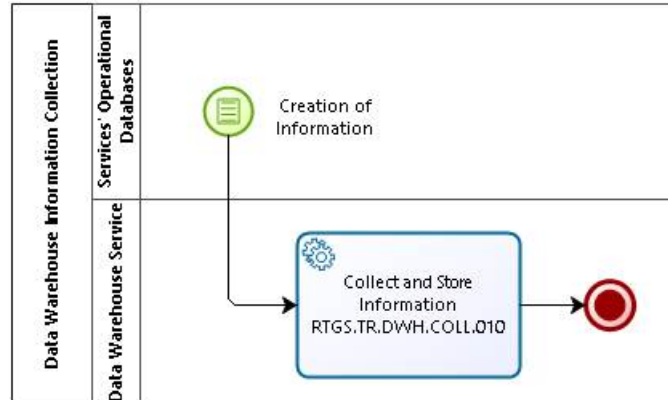
| Business Process Name | BP Reference | Business Process Description |
|---|------------------|--|
| <u>CollectData Warehouse</u> Information <u>Collection</u> | SHRD.BP.DWH.COLL | Process to collect data within the various services <u>Services</u> |
| <u>AccessData Warehouse</u> <u>Gather</u> Information | SHRD.BP.DWH.GATH | Process to access collected information for the various needs |

Table 5: Business Processes for Data Warehouse Service

6.2 DATA WAREHOUSE INFORMATION COLLECTION

Business Process Ref: SHRD.BP.DWH.COLL

6.2.1 Business Process Model



Business Process Model 12: Data Warehouse Information Collection

6.2.2 Process Overview

This business process describes the collection of business related data ~~stemming from originating in~~ the different ~~services~~'Services' operational databases for queries, reports and regulatory reporting. In general, all available business relevant information shall be reflected in the Data Warehouse as granular data (transaction/account/participant level depending on type of data) for further analysis.

Disclaimer: The process flow description is not intended to ~~pre-determine~~predetermine any solution, e.g. that data need to be sent to ~~the~~ DWH on the one hand, or sending of data to ~~the~~ DWH might not be needed on the other hand. That will ultimately depend on the technology chosen.

6.2.3 User Requirements

6.2.3.1 COLLECT AND STORE INFORMATION

Task Ref: SHRD.TR.DWH.COLL.010

| | |
|--------------------|--|
| Id | SHRD.UR.DWH.COLL.010.010 |
| Name | Information Collection |
| Description | Upon the creation of data entries the services <u>Services</u> shall provide data for the Data Warehouse service. |

It should be possible to mirror all relevant data to the Data Warehouse (further information can be found in the ~~section~~-User Interaction section for each ~~service~~Service).

| | |
|--------------------|---|
| Id | SHRD.UR.DWH.COLL.010.020 |
| Name | Scope of collected information |
| Description | The scope of the information to be kept in the DWH services shall be derived from the requirements <u>defined</u> in sections <u>the</u> User Interaction of sections of the User Requirements Documents for CLM, RTGS and Shared Services <u>"as well as from their CB Annexes.</u> |

| | |
|--------------------|---|
| Id | SHRD.UR.DWH.COLL.010.030 |
| Name | No service degradation of data source |
| Description | The provision of data shall not influence the operational behaviour of the underlying data sources. |

| | |
|--------------------|---|
| Id | SHRD.UR.DWH.COLL.010.040 |
| Name | Information age |
| Description | The services <u>Services</u> shall provide the data to the Data Warehouse in time to meet the access needs. Data shall be available as of the next business day at the maximum <u>latest</u> . |

For queries, reports and regulatory reporting a provision of the data on ~~D+4~~the next business day is sufficient.

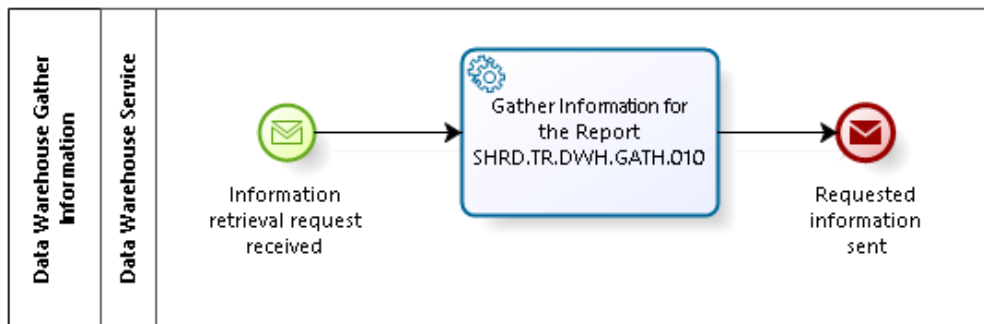
| | |
|--------------------|--|
| Id | SHRD.UR.DWH.COLL.010.050 |
| Name | Retention period |
| Description | The collected information shall be kept for a retention period according to the business requirements, <u>which</u> preferably <u>should be</u> unlimited, <u>but for</u> at least 2010 years. – The retention period shall be configurable per data source. |

Subject to the needs for queries and reports, it shall be possible to keep data in ~~the~~ DWH for the retention period needed. Not each detailed data occurrence has to be kept for the full retention period. For example aggregated transaction data would be relevant for a longer time span.

6.3 DATA WAREHOUSE GATHER INFORMATION ~~FOR INFORMATION AND REPORTING~~

Business Process Ref: SHRD.BP.DWH.GATH

6.3.1 Business Process Model



Business Process Model 13: Data Warehouse Gather Information ~~for Information and Reporting~~

6.3.2 Process Overview

This business process describes the access to warehoused information. The Data Warehouse service only describes the data gathering process. Other ~~issues~~ aspects as e.g. report generation, data preparation or available views will be covered in the ~~sections 'Information~~ Information and Reporting and ~~'User Interaction'~~ User Interaction sections of the User Requirement Documents for CLM, RTGS and Shared Services as well as in their CB Annexes.

6.3.3 User Requirements

6.3.3.1 GATHER INFORMATION FOR THE REPORT

Task Ref: SHRD.TR.DWH.GATH.010

| | |
|-------------|--|
| Id | SHRD.UR.DWH.GATH.010.010 |
| Name | Information Access |
| Description | Upon request, access to the collected information shall be available to authorised users and processes. The user requirements on user roles and access apply. <u>User Roles and Access apply (see section 4 on User Roles and Access in this document).</u> |

| | |
|--------------------|--|
| Id | SHRD.UR.DWH.GATH.010.020 |
| Name | Information preparation |
| Description | <p>Aggregated or otherwise prepared data to accelerate result generation will be subject to the information needs in the section <u>defined in the User Interaction sections of the User Requirements Documents for CLM, RTGS and Shared Services as well as in their CB Annexes.</u></p> <p>Notably, a classification of the operations as <u>used in</u> the current T2<u>TARGET2</u> statistical framework should be implemented.</p> |

| | |
|--------------------|--|
| Id | SHRD.UR.DWH.GATH.010.030 |
| Name | Information display |
| Description | <p>The display of information will be depicted<u>defined</u> in the section <u>“User Interaction sections of the User Requirements Documents for CLM, RTGS and Shared Services as well as in their CB Annexes.</u></p> |

6.4 NON-FUNCTIONAL REQUIREMENTS FOR THE DATA ~~WAREHOUSE~~WAREHOUSE SERVICES

6.4.1 Availability

| | |
|--------------------|---|
| Id | SHRD.UR.DWH.NFR.020 |
| Name | Availability |
| Description | Availability, calculated on a quarterly basis, shall be at least 99,7 <u>97</u> %. |

~~The DWH service~~ may be subject to incidents or failures, which may cause a temporary and unforeseen interruption of the service. Regardless of the total number of such unplanned interruptions, the overall availability calculated on a quarterly basis shall be at least ~~99.7~~97%.

6.4.1.1 DISASTER RECOVERY

| | |
|--------------------|---|
| Id | SHRD.UR.DWH.NFR.040 |
| Name | Recovery Point Objective |
| Description | <p>The DWH service shall ensure a recovery point objective of 0<u>zero minutes</u> to recover to the complete set of DWH data in case<u>the event</u> of site failures and in case of<u>where there is</u> a loss of a complete region.</p> |

The recovery point objective (RPO) is a point of consistency to which a user wants to recover or restart the ~~service~~Service.

| | |
|-------------|---|
| Id | SHRD.UR.DWH.NFR.050 |
| Name | Recovery Time Objective |
| Description | The DWH-service shall ensure a recovery time objective value of one day in case <u>the event</u> of site failures and in case of <u>where there is</u> a loss of a complete region |

The recovery time objective (RTO) is the maximum amount of time required for recovery or restart of the ~~service~~Service to a specified point of consistency. In ~~case~~the event of a site failure, ~~Legal Archiving the Data Warehouse~~ shall ensure a maximum time of unavailability of four days starting from the time when the decision to restart the ~~service~~Service is made up ~~to~~until the time the ~~service~~Service is restored. ~~In case of~~Where there is a major failure or a regional disaster, ~~Legal Archiving the Data Warehouse~~ shall ensure a maximum time of unavailability of four days starting from the time when the decision to restart the ~~service~~Service is made up ~~to~~until the time the ~~service~~Service is restored.

7 GENERAL ~~NON-FUNCTIONAL~~ NON-FUNCTIONAL REQUIREMENTS

The general non-functional requirements cover all requirements which are not ~~service~~Service-specific but apply to all ~~services~~Services. Within the ~~services'~~description of each of the Services in the User Requirements Documents for CLM, RTGS and Shared Services as well as in their CB Annexes the availability, disaster recovery and performance requirements ~~are depicted~~have already been considered.

7.1 GENERAL FRAMEWORK

| | |
|-------------|--|
| Id | SHRD.UR.NFR.ALL.000.010 |
| Name | Language |
| Description | The services Services shall <u>only</u> use <u>the</u> English as unique language. |

This includes all documentation as well as all communication.

| | |
|-------------|--|
| Id | SHRD.UR.NFR.ALL.000.020 |
| Name | Service Usage Statistic Statistics |
| Description | The services Services shall count the usage of their functions. |

This purpose for this requirement ~~aims~~is to be able to identify ~~build~~built-in ~~functionalities~~functionality with little or no use. Also, it should enable developers to evaluate whether usage and resource consumption of functions meets the expectations.

7.2 INFORMATION SECURITY

| | |
|-------------|--|
| Id | SHRD.UR.NFR.ALL.000.030 |
| Name | Information Security |
| Description | The services Services shall be compliant with the Information Security Requirements and Controls provided in the annex . |

7.3 CYBER RESILIENCE

| | |
|--------------------|--|
| Id | SHRD.UR.NFR.ALL.000.040 |
| Name | Cyber Resilience |
| Description | The services Services shall be compliant with Cyber Resilience Requirements and Controls. |

7.4 TARGET SERVICE DESK

| | |
|--------------------|--|
| Id | SHRD.UR.NFR.ALL.000.050 |
| Name | TARGET Service Desk |
| Description | A The TARGET Service Desk shall be available at the service provider to respond to any operational and/or technical issue concerning the services Services. |

| | |
|--------------------|---|
| Id | SHRD.UR.NFR.ALL.000.060 |
| Name | TARGET Service Desk Availability |
| Description | The TARGET Service Desk shall be available both during standard support and non-standard support hours with different service levels. |

The TARGET Service Desk's support hours shall be harmonised across the ~~services~~Services. The definition of standard and non-standard support hours and reaction times will be part of the Service Level Agreement.

| | |
|--------------------|--|
| Id | SHRD.UR.NFR.ALL.000.070 |
| Name | Trouble Management System |
| Description | The TARGET Service Desk shall be supported by a Trouble Management System (TMS). |

The TARGET Service Desk shall be supported by a Trouble Management System (TMS). All activities connected to outages shall be ~~tracked in and~~ supported by the TMS, which covers the workflow and serves as ~~the~~ information base.

| | |
|--------------------|---|
| Id | SHRD.UR.NFR.ALL.000.080 |
| Name | Access to Trouble Management System |
| Description | Parties other than the central banks Central Banks shall have access to the TMS with the possibility to view information related to broadcast incidents and problems and their own incidents and problems. |

| | |
|--------------------|---|
| Id | SHRD.UR.NFR.ALL.000.090 |
| Name | Contacting the TARGET Service Desk |
| Description | The TARGET Service Desk and the National Service Desks shall be reachable via phone, fax and email. |

7.5 GENERAL BUSINESS CONTINUITY REQUIREMENTS

| | |
|--------------------|--|
| Id | SHRD.UR.NFR.ALL.000.100 |
| Name | IT Service Continuity Management process is in place |
| Description | An IT Service Continuity Management (ITSCM) process shall be in place to ensure that services Services can be recovered within the required and agreed time-scales. |

The goal for ITSCM is to support the overall Business Continuity Management process by ensuring that the required IT technical and services facilities (including computer systems, networks, applications, telecommunications, technical support and Service Desk) can be recovered within required, and agreed, business time-scales.

| | |
|--------------------|--|
| Id | SHRD.UR.NFR.ALL.000.110 |
| Name | Independent remote sites |
| Description | All services Services shall have independent remote sites to restart the services Services in case the event of site failures. |

The ~~services~~ **Services** shall have both, technically and ~~organisational~~ **organisationally**, independent remote sites with different risk profiles to be able to cope with incidents and crises which might affect the primary sites.

| | |
|--------------------|--|
| Id | SHRD.UR.NFR.ALL.000.120 |
| Name | Crisis management |
| Description | Crisis management procedures and crisis management structures shall be defined and agreed. |

The service provider shall have a structure and procedures in place to manage incidents and events that exceed a pre-agreed severity threshold. This covers e.g.:

- ▶ Coordination of crises;
- ▶ Communication of crises;
- ▶ Decision making procedures;
- ▶ Escalation procedures; and
- ▶ Resilient communication tools.

The goal is to provide clear information to the external parties, coordinate the ~~causing incidents~~ incident resolution and enable business continuity during and after the crisis.

| | |
|--------------------|---|
| Id | SHRD.UR.NFR.ALL.000.130 |
| Name | Access of support staff |
| Description | Support staff must have access to the systems at all times, including <u>during</u> crises. |

7.6 SERVICE MANAGEMENT

| | |
|--------------------|---|
| Id | SHRD.UR.NFR.ALL.000.140 |
| Name | Service Management Processes |
| Description | IT service management processes following the ITIL v.3 framework shall be in place. |

The maintenance of the services shall be subject to efficient IT management processes.

7.7 CLOCK SYNCHRONISATION

| | |
|-------------|--|
| Id | SHRD.UR.NFR.ALL.000.150 |
| Name | Clock synchronisation method |
| Description | The services Services shall use atomic clock time as a reference. |

The ~~services~~Services clocks have to be synchronised to an atomic clock time (in UTC). The time will be CET; ~~winter~~wintertime and summertime ~~are considered~~adjustments shall be observed.

7.8 TESTING REQUIREMENTS ~~[PLACE HOLDER]~~

The testing organisation is defined in the Testing Strategy document. Currently no functional user requirements for support of testing have been identified.

8 USER INTERACTION

The objective of this section is to provide the user requirements related to user interactions covering the usage of user-to-application (U2A) or application-to-application (A2A) mode. A Graphical User Interface (GUI) ~~shall~~shall be provided for each ~~service~~Service, offering ~~functionalities~~facilities to access information in U2A mode. The ~~GUI(s)~~GUIs shall be harmonised to the best possible ~~extend~~extent.

These requirements do not imply any particular consideration with regard to the design and ~~the~~ implementation of the actual screens.

8.1 GENERAL USER REQUIREMENTS FOR USER INTERACTION

The following general requirements shall apply to the RTGS, CLM and ~~SHRD-services~~Shared Services.

8.1.1 Query

| | |
|--------------------|---|
| Id | SHRD.UR.ALL.UI.010 |
| Name | Query Audit Trail |
| Description | <p>Each service<u>Service</u> shall provide the functionality to query <u>through U2A and A2A interfaces</u> the modified data at the attribute level, the user performing the change and the timestamp of the change through U2A and A2A interface.</p> <p>It should be visible which attributes were changed to which, together with the <u>new</u> values.</p> <p>The query shall return relevant business attributes of the Audit Trail.</p> |

| | |
|--------------------|--|
| Id | SHRD.UR.ALL.UI.020 |
| Name | Query System time |
| Description | <p>All services<u>Services</u> shall provide the functionality to query system time to align the time of a connected application through an A2A interface.</p> <p>The query shall return the System time.</p> |

8.1.2 Action

| | |
|--------------------|---|
| Id | SHRD.UR.ALL.UI.030 |
| Name | Amend / Revoke Task(s) |
| Description | All services Services shall provide the functionality to amend/revoke task(s) through the U2A interfaces interface. |

| | |
|--------------------|--|
| Id | SHRD.UR.ALL.UI.040 |
| Name | Act on behalf |
| Description | All services Services shall provide the functionality to act on behalf through U2A and A2A interfaces for: <ul style="list-style-type: none"> • Central Banks, to act on behalf of any partyParty belonging to their banking community; and • The TargetTARGET Service Desk, to act on behalf of any partyParty. |

| | |
|--------------------|---|
| Id | SHRD.UR.ALL.UI.050 |
| Name | Access rights |
| Description | All services Services shall ensure that a user can only access functionality and data that is allowed by the access rights granted to the user through the Roles associated with the user. |

| | |
|--------------------|---|
| Id | SHRD.UR.ALL.UI.060 |
| Name | Four-eyes (confirm, revoke, amend) |
| Description | All services Services shall provide the functionality to use <u>the</u> four-eyes approval <u>process</u> through <u>the</u> U2A interface, allowing the authoriser to confirm, revoke or amend <u>the input from the originator</u> . |

8.2 USER INTERACTION FOR EUROSYSTEM SINGLE MARKET INFRASTRUCTURE GATEWAY

As stated in SHRD.UR.ALL.UI.050, all Services shall ensure that a user can only access functionality and data that is allowed by the access rights granted to the user through the Roles associated with the user. In particular, this shall mean that ESMIG user interface functionality shall only be accessible to authorised internal 4CB users.

8.2.1 Query

| | |
|-------------|--|
| Id | SHRD.UR.ESMIG.UI.010 |
| Name | Query message |
| Description | <p>The ESMIG service shall provide the functionality to query the outgoing and incoming messages. The user shall specify all of the following mandatory selection criteria. In addition the query shall allow the user to specify any combination of mandatory or optional selection criteria.</p> <p><u>Mandatory selection criteria:</u></p> <ul style="list-style-type: none"> • Entry date or range of date (current business day as default) • Entry time or range of time • Inbound or outbound • Message type • Service <p><u>Optional selection criteria:</u></p> <ul style="list-style-type: none"> • Status • Amount • Sender <u>BICDN</u> • Receiver <u>BICDN</u> <p>The query shall return the message in xml format including the processing status.</p> <p>This query shall only be provided in U2A mode.</p> |

8.2.2 Action

| | |
|-------------|--|
| Id | SHRD.UR.ESMIG.UI.020 |
| Name | Resend messages and files |
| Description | The ESMIG-service shall provide the functionality to resend the outgoing and incoming messages and files. <u>The resend functionality may be invoked through both the U2A and A2A interface interfaces.</u> |

8.3 USER INTERACTION FOR COMMON REFERENCE DATA MANAGEMENT

8.3.1 Query

All ~~queries~~ described ~~queries~~ in this section shall be provided in both U2A and A2A mode unless otherwise stated.

For U2A queries, the ~~party~~Party BIC and the ~~account~~Cash Account number would be deduced from the data scope of the user. The data scope is described in thsection 4 on User RightsRoles and Access UR / Overviewin this User Requirements Document.

The extended list of the selection criteria and the output of the queries ~~would~~shall be defined in the UDFS.

~~All business attributes should contain the~~ The selection criteria listed in the queries may only refer to the business attributes as defined in section 9 Business Data Definitions in this User Requirements Document.

| | |
|-------------|---|
| Id | SHRD.UR.CRDM.UI.010 |
| Name | Query Party |
| Description | <p>The CRDM service shall provide the functionality to query the common reference data <u>Common Reference Data</u> of a Party.</p> <p>The user shall specify at least one<u>can query within his data scope, which is determined by the Party BIC (Party BICs in case of the following selection criteria: a Central Bank as a user)</u>. The query shall allow the user to specify any combination of the <u>following optional selection criteria</u>.</p> <p>Optional selection criteria:</p> <p><u>Selection</u> criteria:</p> <ul style="list-style-type: none"> • Party BIC • Status • Responsible CB • Party Type <p>The query shall return all business attributes of the Party including the status.</p> |

| | |
|-------------|---|
| Id | SHRD.UR.CRDM.UI.020 |
| Name | Query Participant participant |
| Description | <p>The CRDM service shall provide the functionality to query the common reference data <u>Common Reference Data</u> of a Participantparticipant. The user shall specify at least onecan query within his data scope, which is determined by the Party BIC (Party BICs in case of the following selection criteria<u>a Central Bank as a user</u>). The query shall allow the user to specify any combination of the<u>of the following optional selection criteria</u>.</p> <p>Optional selection criteria:</p> <p><u>Selection</u> criteria:</p> <ul style="list-style-type: none"> • Participant BIC • Status • Responsible CB • Party Type • Account <p>The query shall return all business attributes of the partyparticipant including the status.</p> |

| | |
|-------------|---|
| Id | SHRD.UR.CRDM.UI.030 |
| Name | Query Ancillary System |
| Description | <p>The CRDM service shall provide the functionality to query the common reference data <u>Common Reference Data</u> of an Ancillary System. The user shall specify at least one <u>can query within his data scope, which is determined by the Party BIC (Party BICs in case of the following selection criteria: a Central Bank as a user)</u>. In addition the query shall allow the user to specify any combination of the <u>following optional selection criteria</u>.</p> <p><u>Optional selection criteria:</u></p> <p><u>Selection criteria:</u></p> <ul style="list-style-type: none"> • Party BIC • Status • Responsible CB • Procedures <p>The query shall return all business attributes of the party <u>Ancillary System</u> including the status.</p> |

| | |
|-------------|---|
| Id | SHRD.UR.CRDM.UI.040 |
| Name | Query Central Banks <u>Bank</u> |
| Description | <p>The CRDM service shall provide the functionality to query the common reference data <u>Common Reference Data</u> of a Central Bank. The user shall specify at least one <u>can query within his data scope, which is determined by the Party BIC (Party BICs in case of the following selection criteria: a Central Bank as a user)</u>. In addition the query shall allow the user to specify any combination of <u>the following optional selection criteria</u>.</p> <p><u>Optional selection criteria-:</u></p> <p><u>Selection criteria:</u></p> <ul style="list-style-type: none"> • Status • Party BIC <p>The query shall return all business attributes of the party <u>Central Bank</u> including the status.</p> |

| | |
|-------------|---|
| Id | SHRD.UR.CRDM.UI.050 |
| Name | Query Directory <u>directory</u> |
| Description | <p>The CRDM-service shall provide the functionality to query the list of reachable banks for payments. The user shall specify <u>any combination of, but</u> at least one of the following selection criteria. In addition the query shall allow the user to specify any combination of the optional selection criteria.</p> <p>Selection<u>Optional selection</u> criteria:</p> <ul style="list-style-type: none"> • Status • BIC <u>of reachable party</u> • Name <u>of reachable party</u> • Responsible CB • Modification Date (from-to) • Services <p>The query shall return all business attributes of the RTGS Directory<u>directory</u>.</p> <p><u>All information in the directory shall be available to all users.</u></p> |

| | |
|-------------|---|
| Id | SHRD.UR.CRDM.UI.060 |
| Name | Query Standing Order |
| Description | <p>The CRDM-service shall provide the functionality to query the reference data of a Standing Order. The user <u>can query within his data scope, which is determined by the Party BIC (Party BICs in case of a Central Bank as a user)</u>. In addition the query shall allow the user to specify <u>any combination but</u> at least one of the following <u>optional</u> selection criteria.</p> <p>Selection<u>Optional selection</u> criteria:</p> <ul style="list-style-type: none"> • Status • Party BIC • <u>Cash</u> Account number <p>The query shall return all business attributes of the Standing Order.</p> |

| | |
|-------------|---|
| Id | SHRD.UR.CRDM.UI.070 |
| Name | Query account <u>Cash Account</u> reference data |
| Description | <p>The CRDM service shall provide the functionality to query reference data of accounts<u>Cash Accounts</u>. The user <u>can query within his data scope, which is determined by the Party BIC (Party BICs in case of a Central Bank as a user).</u> In addition the query shall <u>allow the user to</u> specify <u>any combination but</u> at least one of the following <u>optional</u> selection criteria.</p> <p>Selection<u>Optional selection</u> criteria:</p> <ul style="list-style-type: none"> • Party BIC • <u>Cash</u> Account number <p>The query shall return all business attributes of the account<u>Cash Account</u> including the status.</p> |

| | |
|-------------|--|
| Id | SHRD.UR.CRDM.UI.080 |
| Name | Query Direct Debit Mandate |
| Description | <p>The CRDM service shall provide the functionality to query the values for direct debit mandates<u>Direct Debit Mandates</u>. The user shall specify at least one of the following selection criteria. <u>can query within his data scope, which is determined by the Party BIC (Party BICs in case of a Central Bank as a user).</u> In addition the query shall allow the user to specify any combination of the but <u>at least one of the following optional selection criteria.</u></p> <p>Optional selection criteria-:</p> <p>selection criteria:</p> <ul style="list-style-type: none"> • Party BIC • Cash Account Number<u>number</u> <p>selection criteria:</p> <ul style="list-style-type: none"> • Status • Reference <p>The query shall return all business attributes of the direct debit mandate<u>Direct Debit Mandate</u>.</p> |

| | |
|-------------|--|
| Id | SHRD.UR.CRDM.UI.090 |
| Name | Query Calendar |
| Description | <p>The CRDM-service shall provide the functionality to query a calendar.</p> <p>The user shall specify at least one of the following selection criteria:</p> <p><u>Selection criteria:</u></p> <ul style="list-style-type: none"> • Year • Month <p>The query shall return all business attributes of the calendar.</p> |

| | |
|-------------|--|
| Id | SHRD.UR.CRDM.UI.110 |
| Name | Query Error Codes |
| Description | <p>The CRDM-service shall provide the functionality to query the description of the Error Codes.</p> <p>The user shall specify at least one of the following selection criteria:</p> <p><u>Selection criteria:</u></p> <ul style="list-style-type: none"> • Error Code • Error Description<u>Code description</u> <p>The query shall return all business attributes of the error code.</p> |

8.3.2 Action

| | |
|-------------|---|
| Id | SHRD.UR.CRDM.UI.120 |
| Name | Create a Standing Order for Limit |
| Description | <p>The CRDM-service shall provide the functionality to create a Limit through <u>the</u> U2A interface and <u>the</u> A2A interface.</p> |

| | |
|-------------|--|
| Id | SHRD.UR.CRDM.UI.130 |
| Name | Amend a Standing Order for Limit |
| Description | <p>The CRDM-service shall provide the functionality to amend a Limit through <u>the</u> U2A interface and <u>the</u> A2A interface.</p> |

| | |
|--------------------|--|
| Id | SHRD.UR.CRDM.UI.140 |
| Name | Delete a Standing Order for Limit |
| Description | The CRDM-service shall provide the functionality to delete a Limit through <u>the</u> U2A interface and <u>the</u> A2A interface. |

| | |
|--------------------|---|
| Id | SHRD.UR.CRDM.UI.150 |
| Name | Create a Report Subscription |
| Description | The CRDM-service shall provide the functionality to create a Report Subscription through <u>the</u> U2A interface. |

| | |
|--------------------|--|
| Id | SHRD.UR.CRDM.UI.160 |
| Name | Amend a Report Subscription |
| Description | The CRDM-service shall provide the functionality to amend a Report Subscription through <u>the</u> U2A interface. |

| | |
|--------------------|---|
| Id | SHRD.UR.CRDM.UI.170 |
| Name | Delete a Report Subscription |
| Description | The CRDM-service shall provide the functionality to delete a Report Subscription through <u>the</u> U2A interface. |

| | |
|--------------------|--|
| Id | SHRD.UR.CRDM.UI.180 |
| Name | Create a Message Subscription |
| Description | The CRDM-service shall provide the functionality to create a Message Subscription through <u>the</u> U2A interface. |

| | |
|--------------------|---|
| Id | SHRD.UR.CRDM.UI.190 |
| Name | Amend a Message Subscription |
| Description | The CRDM-service shall provide the functionality to amend a Message Subscription through <u>the</u> U2A interface. |

| | |
|--------------------|--|
| Id | SHRD.UR.CRDM.UI.200 |
| Name | Delete a Message Subscription |
| Description | The CRDM-service shall provide the functionality to delete a Message Subscription through <u>the</u> U2A interface. |

| | |
|--------------------|---|
| Id | SHRD.UR.CRDM.UI.210 |
| Name | Create a Standing Order |
| Description | The CRDM-service shall provide the functionality to create a Standing Order through <u>the</u> U2A interface and <u>the</u> A2A interface. |

| | |
|--------------------|--|
| Id | SHRD.UR.CRDM.UI.220 |
| Name | Amend a Standing Order |
| Description | The CRDM-service shall provide the functionality to amend a Standing Order through <u>the</u> U2A interface and <u>the</u> A2A interface. |

| | |
|--------------------|---|
| Id | SHRD.UR.CRDM.UI.230 |
| Name | Delete a Standing Order |
| Description | The CRDM-service shall provide the functionality to delete a Standing Order through <u>the</u> U2A interface and <u>the</u> A2A interface. |

| | |
|--------------------|---|
| Id | SHRD.UR.CRDM.UI.240 |
| Name | Create a Standing Order for Reservation |
| Description | The CRDM-service shall provide the functionality to create a Standing Order for Reservation through <u>the</u> U2A interface and <u>the</u> A2A interface. |

| | |
|--------------------|--|
| Id | SHRD.UR.CRDM.UI.250 |
| Name | Amend a Standing Order for Reservation |
| Description | The CRDM-service shall provide the functionality to amend a Standing Order for Reservation through <u>the</u> U2A interface and <u>the</u> A2A interface. |

| | |
|--------------------|---|
| Id | SHRD.UR.CRDM.UI.260 |
| Name | Delete a Standing Order for Reservation |
| Description | The CRDM service shall provide the functionality to delete a Standing Order for Reservation through <u>the</u> U2A interface and <u>the</u> A2A interface. |
| Id | SHRD.UR.CRDM.UI.270 |
| Name | Create an Immediate Reservation |
| Description | The CRDM service shall provide the functionality to create a Reservation through U2A interface and A2A interface. |
| Id | SHRD.UR.CRDM.UI.280 |
| Name | Amend an Immediate Reservation |
| Description | The CRDM service shall provide the functionality to amend a Reservation through U2A interface and A2A interface. |
| Id | SHRD.UR.CRDM.UI.290 |
| Name | Delete an Immediate Reservation |
| Description | The CRDM service shall provide the functionality to delete a Reservation through U2A interface and A2A interface. |
| Id | SHRD.UR.CRDM.UI.300 |
| Name | Create a whitelist <u>Whitelist</u> |
| Description | The CRDM service shall provide the functionality to create a White List <u>Whitelist</u> through <u>the</u> U2A interface and <u>the</u> A2A interface. |
| Id | SHRD.UR.CRDM.UI.310 |
| Name | Amend a whitelist <u>Whitelist</u> |
| Description | The CRDM service shall provide the functionality to amend a White List <u>Whitelist</u> through <u>the</u> U2A interface and <u>the</u> A2A interface. |

| | |
|--------------------|---|
| Id | SHRD.UR.CRDM.UI.320 |
| Name | Delete a whitelist <u>Whitelist</u> |
| Description | The CRDM service shall provide the functionality to delete a White List <u>Whitelist</u> through the U2A interface and the A2A interface. |

| | |
|--------------------|--|
| Id | SHRD.UR.CRDM.UI.360 |
| Name | Grant Access <u>access</u> rights to individual users |
| Description | The CRDM service shall provide the functionality to grant access rights to individual users through the U2A interface. |

| | |
|--------------------|---|
| Id | SHRD.UR.CRDM.UI.370 |
| Name | Create a participant |
| Description | The CRDM service shall provide the functionality to create a participant through the U2A interface. |

| | |
|--------------------|--|
| Id | SHRD.UR.CRDM.UI.380 |
| Name | Amend a participant |
| Description | The CRDM service shall provide the functionality to amend a participant through the U2A interface. |

| | |
|--------------------|--|
| Id | SHRD.UR.CRDM.UI.390 |
| Name | Delete a participant |
| Description | The CRDM service shall provide the functionality to amend a participant through the U2A interface. |

~~This table shows a summary of the above described queries and actions in U2A and A2A mode for CRDM.~~

| <u>Query / Action</u> | U2A | A2A |
|-----------------------|-----|-----|
| Query Standing Order | x | x |

| Query / Action | U2A | A2A |
|---|-----|-----|
| Query account <u>Cash Account</u> reference data | X | X |
| Query Central Bank | X | X |
| Query Participant <u>participant</u> | X | X |
| Query AS settlement bank <u>Ancillary System</u> | X | X |
| Query Calendar | X | X |
| Query Direct Debit Mandate | X | X |
| Query Error codes <u>Codes</u> | X | X |
| Query Directory <u>directory</u> | X | X |
| Query Party | X | X |
| Create/Amend/Delete a Standing Order for Limit) | X | X |
| Grant Access <u>access</u> rights to individual users | X | |
| Create/ Amend /Delete a participant | X | |
| Create/Amend/ Delete a Standing Order | X | X |
| Create/ Amend/ Delete Standing Order for Limit | X | X |
| Create/ Modify <u>Amend</u> /Delete a Standing Order for Reservation | X | X |
| Create/Amend/Delete a Report Subscription | X | |
| Create/ Amend/Delete a Message Subscription | X | |
| Create/ Amend/ Delete a whitelist <u>Whitelist</u> | X | X |

Table 6: Summary of queries and actions in U2A and A2A mode for Common Reference Data Management

8.4 USER INTERACTION FOR BUSINESS DAY

8.4.1 Query

| | |
|--------------------|---|
| Id | SHRD.UR.BD.UI.010 |
| Name | Query list of events |
| Description | The BD service <u>Business Day</u> shall provide the functionality to query the list of events scheduled for the current day including the actual time when these events took place. |

8.5 USER INTERACTION FOR DATA WAREHOUSE (DWH)

8.5.1 Report

| | |
|--------------------|---|
| Id | SHRD.UR.DWH.UI.010 |
| Name | Predefined Reports <u>report</u> |
| Description | The DWH service shall offer a limited number of predefined reports to banks <u>participants</u> via the U2A and A2A interface <u>interfaces</u> . |

9 BUSINESS DATA DEFINITIONS

This section describes the business data entities and attributes referred to within the business process descriptions either within this document, the User Requirements Document for Shared Services, or those that are common to the business processes described in more than one of the User Requirements Documents of the Eurosystem Market Infrastructure Services (RTGS, CLM, TIPS, T2S).

Business data entities and attributes that are referred to uniquely within only one of the User Requirements Documents are described within that particular ~~User Requirements Document, such as the T2S User Requirements Document or the TIPS~~ User Requirements Document.

The business data entities and attributes described include both Common Reference Data and also data that are dynamic or transactional in nature.

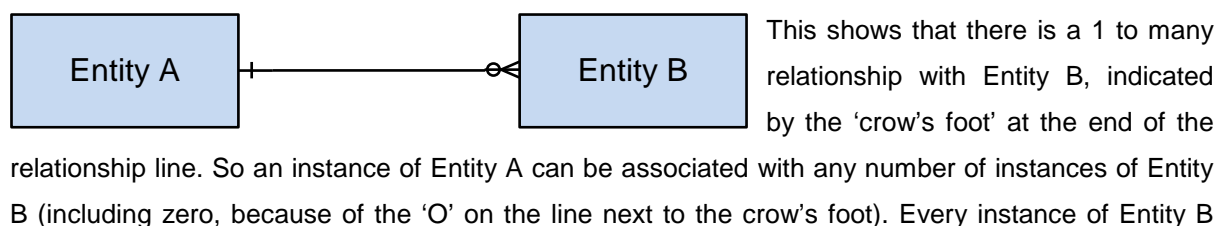
The definitions of the entities are based purely on a logical view of the data requirements ~~expressed by and confirmed with the Task Force on Future RTGS Services or~~ implied by the understanding of the requirements for the business processes. These logical definitions do not in any way imply or predicate any design considerations or suggestions.

Within the context of the User Requirements Document, an 'entity' is a person, organisation, place, thing or concept which helps to define or is of interest to the future RTGS services, such as Party, Service, Cash Account, ~~Liquidity Transfer,~~ Standing Order etc. These are shown as boxes in the Entity Relationship diagrams in the following section.

Each entity is described by a number of 'attributes' which are the individual pieces of information about that entity. The level of detail and the enumerations of the attributes in this document serve as an indication; the enumerations and description of entities and attributes are non-exhaustive. Additional entities or attributes may be deemed to be necessary during the detailed design.

The association between one entity and another is described by a 'relationship' and these are shown as lines connecting the two related entities (boxes) in the Entity Relationship diagrams. The relationship names indicate the nature of the relationship between the entities, and also the optionality and cardinality of the relationship (i.e. whether an entity has to be linked to the other entity or whether it is optional, and whether the relationship is 1 to many, 1 to 1 or many to many-).

As an example, the diagram below depicts the relationship between Entity A and Entity B:



must be associated with one and only one instance of Entity A (because of the '1' on the line next to Entity A).

Currently the BDD for the Shared Services, CLM and the Future RTGS are described in detail. The BDD for T2S and TIPS are delivered within the requirements of the concerning services; an alignment is envisaged and ensured as far as possible.

9.1 ENTITY RELATIONSHIP DIAGRAMS

9.1.1 Party

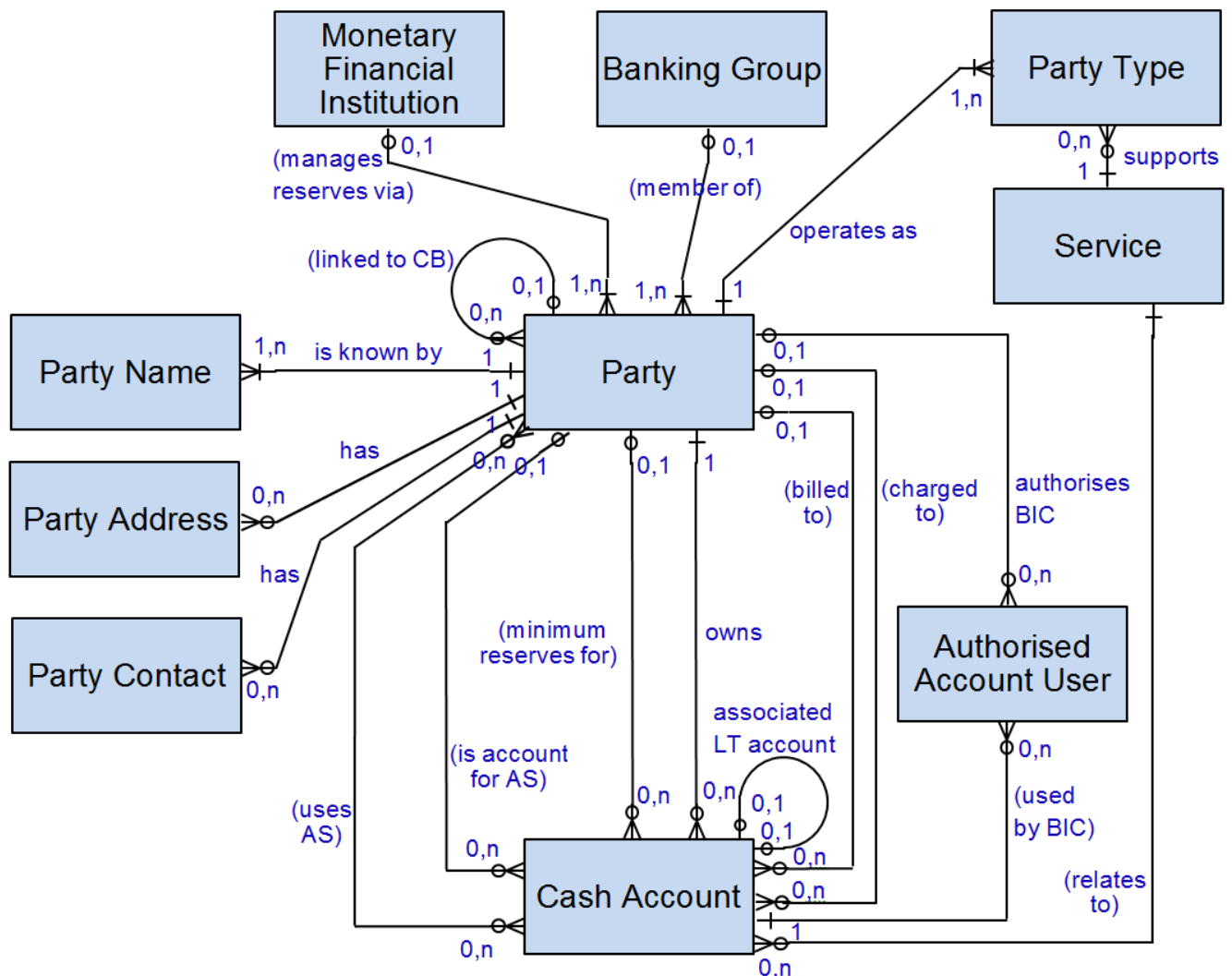
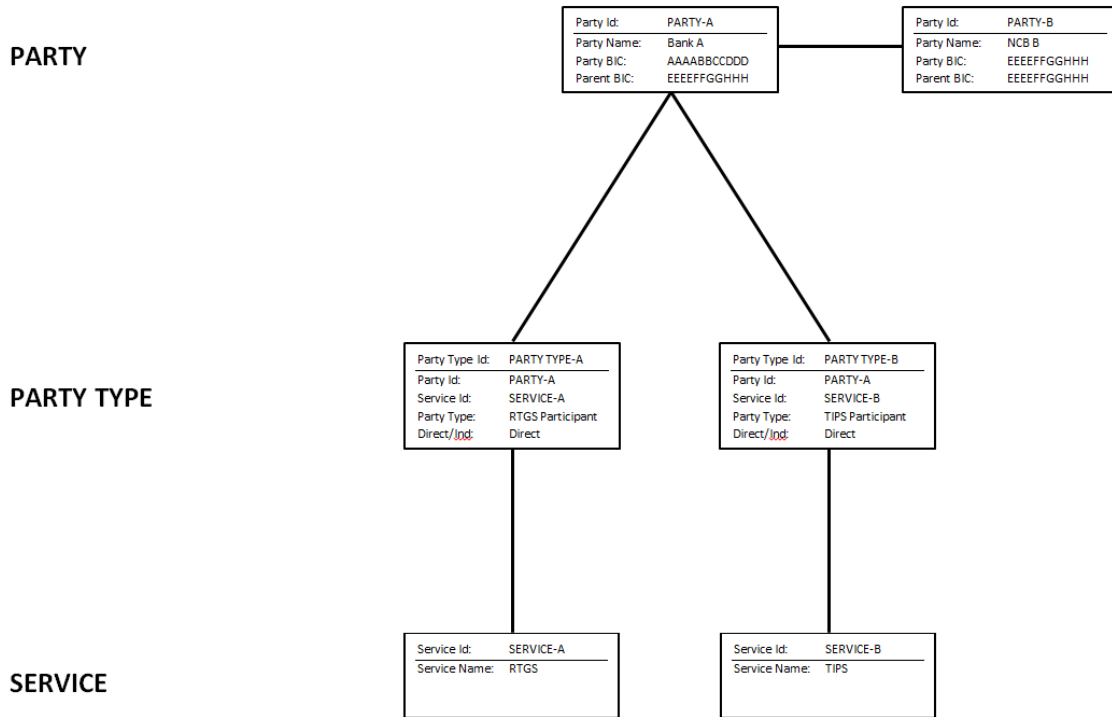


Figure 7: Entity Relationship Diagram for Party

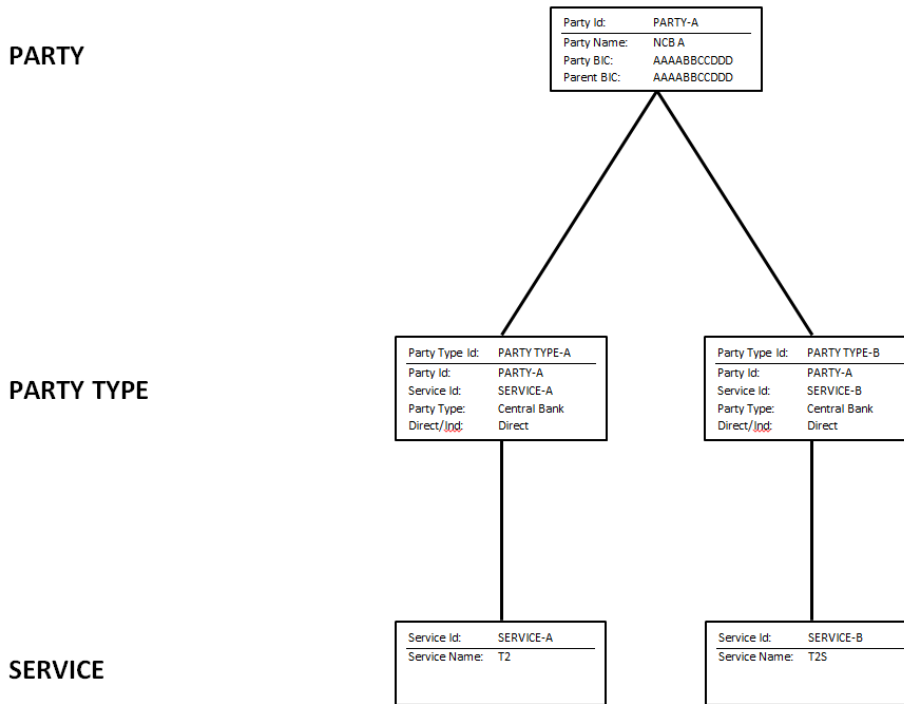
The diagrams below illustrate how the model supports some of the various ways in which Parties will be associated with Services, through the use of the Party Type.

It has been agreed that Limit, Report Subscription and Message Subscription are at accounta Cash Account level.

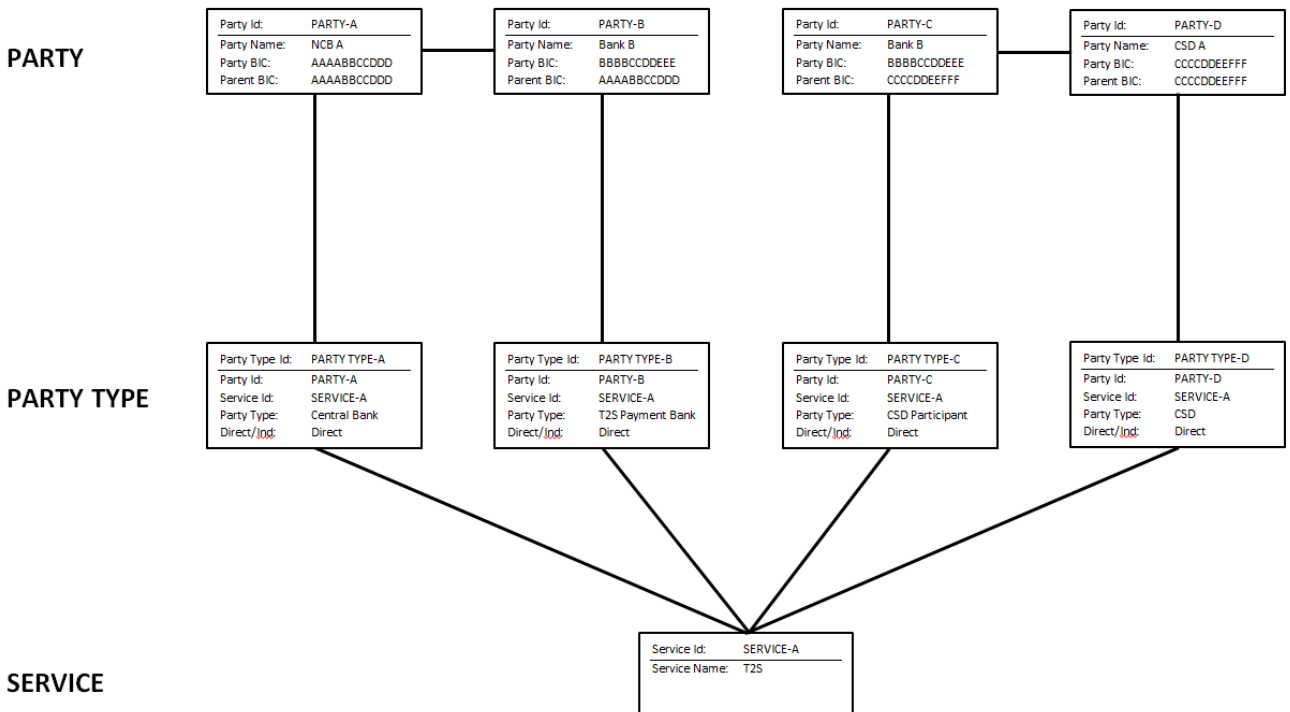
Bank A is a participant in RTGS and TIPS



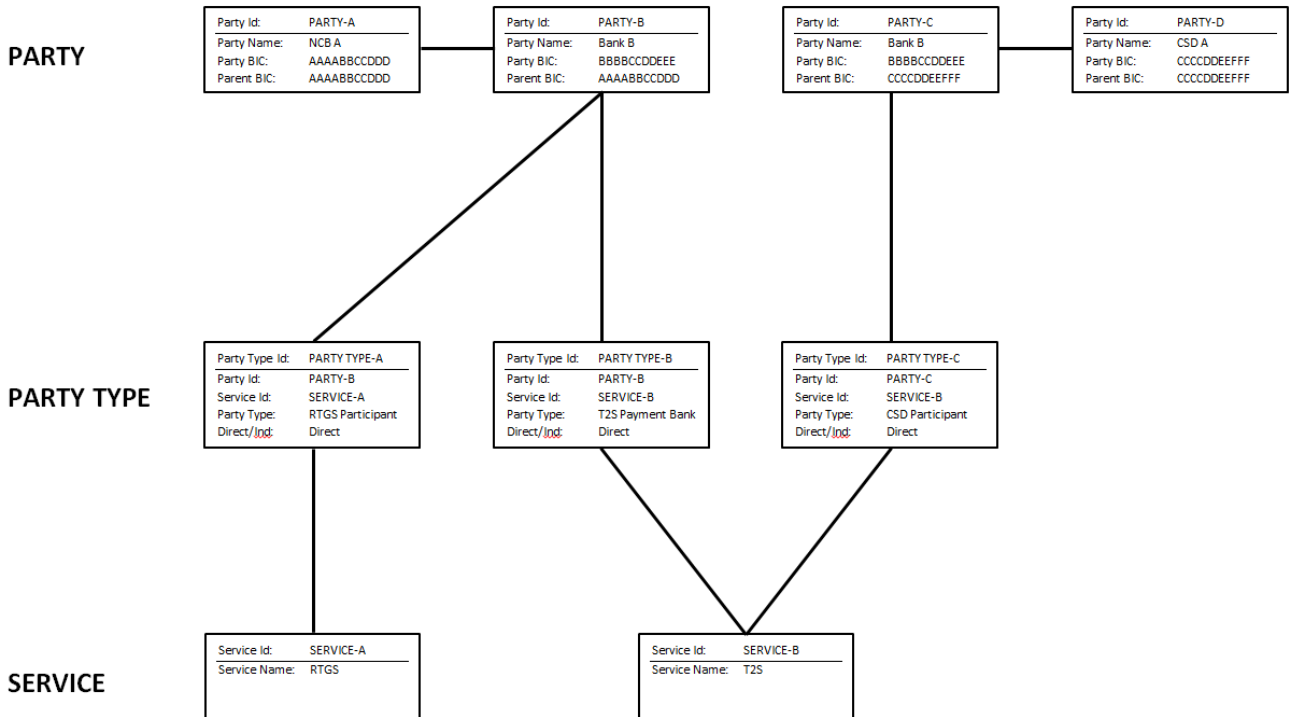
NCB A is a Central Bank for both T2 and T2S



Bank B is both a T2S Payment Bank and a CSD Participant in T2S. Bank B requires TWO Parties.



Bank B is a participant in RTGS, a T2S Payment Bank and also a CSD participant in T2S



9.1.2 Cash Account

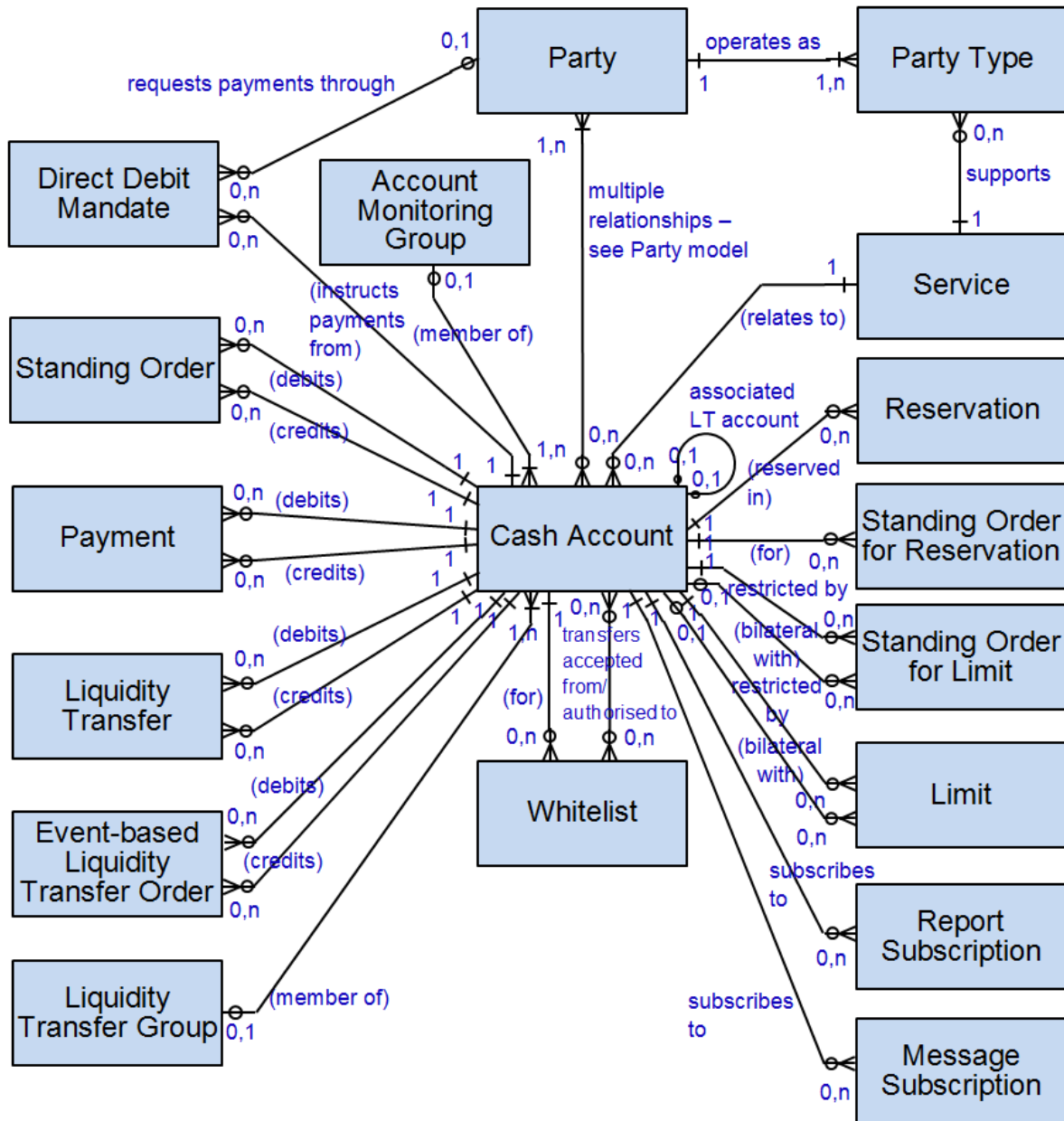


Figure 8: Entity Relationship Diagram for Cash Account

9.2 ENTITIES AND ATTRIBUTES

| | |
|--------------------|--|
| Id | SHRD.UR.BDD.000 |
| Name | Audit Trail |
| Description | <p>The following Attributes are implied to be included within each of the Entities described in this section, without being stated explicitly in every case.</p> <p><u>Mandatory attributes:</u></p> <ul style="list-style-type: none">• User Id The unique technical identifier of the user (individual or application) who updated the occurrence of the entity• Timestamp The timestamp is a snapshot of the operating system date and time when a change is committed• Approval Status Indicates whether the change requires four-eyes approval and if so whether the change has been approved or not <p><u>Optional attributes:</u></p> <ul style="list-style-type: none">• n/a |

| | |
|-------------|--|
| Id | SHRD.UR.BDD.010 |
| Name | Party |
| Description | <p>This entity shall denote any legal or organisational entity required in the Market Infrastructure Services</p> <p><u>Mandatory attributes:</u></p> <ul style="list-style-type: none"> • Party Identifier (KEY) (for internal use only) The unique technical identifier of the Party • Party BIC Code BIC11 code identifying the Party • Parent BIC Code BIC11 code of the Parent responsible for the Party. Where the Party is a Parent and there is no other Party having responsibility over it, then Parent BIC Code will be the same as the Party BIC Code • Institutional Sector Code Identifies the financial corporations sector classification to which the Party belongs with respect to the nature of its business • Party Status The business status of a Party for processing in the system • Intraday Credit Indicator (i.e. allowed/not allowed) • Intraday Credit Limitation Maximum intraday credit authorised to a Party • Standing FacilityFacilities Indicator (i.e. allowed/not allowed) • Minimum Reserve Obligation (i.e. the partyParty is subject to / exempted from minimum reserve requirement) • Opening Date The date on which the contractual relationship with the partyParty was legally established <p><u>Optional attributes:</u></p> <ul style="list-style-type: none"> • Banking Group Identifier The unique technical identifier of a Banking Group) • LEI (mandatory for Parties using RTGS or CLM) The unique identifier of the legal entity in accordance with the ISO 17442 standard • Global End of Day Balance Balance composed of the individual End of Day balances within each settlement service for the participant • Monetary Financial Institution (MFI) This attribute shall identify the Monetary Financial Institution (MFI) with which the participantParty is associated for the calculation of minimum reserves via a pool • MFI Leader BIC BIC of the Party designated as the MFI Leader where minimum reserves are managed in a pool • Account for Minimum Reserves Accountidentifies the account used by the MFI Leader for minimum reserves |

- **Marginal Lending Account**
Account Number of the Marginal Lending Account managed within CLM and maintained by a ~~central bank~~ Central Bank to settle all marginal lending transactions submitted by ~~the~~ CBS and processed by ~~the~~ CLM
- **Overnight Deposit Account**
Account Number of the Overnight Deposit Account managed within CLM and maintained by a ~~central bank~~ Central Bank to settle all overnight deposit transactions submitted by ~~the~~ CBS and processed by ~~the~~ CLM
- **Closing Date**
The date that the contractual relationship with the ~~party~~ Party has legally ended
- **Currency Code**
The national currency associated with a Central Bank
- **Country Code**
- **VAT 1**
The national rate of Value Added Tax associated with a Central Bank or a CSD.
Mandatory where Party Type is Central Bank (CB) or Central Securities Depository (CSD)
- **VAT 2**
The additional national rate of Value Added Tax associated with a Central Bank or a CSD.
Mandatory where Party Type is Central Bank (CB) or Central Securities Depository (CSD), but can be zero
- **Account To Be Credited** (Central Banks only)
(Multiple occurrences allowed)
The Cash Account to be credited within the billing process. Different accounts may be specified for each different Service (T2S, RTGS, TIPS, CLM, ECMS, Other)
- **Direct Invoicing Flag** (Central Banks only; mandatory for Central Banks)
Flag indicates whether invoices will be sent directly to the participants or whether they will be sent via the Central Bank

| | |
|--------------------|---|
| Id | SHRD.UR.BDD.020 |
| Name | Party Type |
| Description | <p>This entity shall denote the type of participation or business role of a Party within a Service.</p> <p><u>Mandatory attributes:</u></p> <ul style="list-style-type: none"> • Party Type Identifier (KEY) (for internal use only) The unique technical identifier of the Party Type • Party Identifier The unique technical identifier of a Party. It shall link the Party Type to the Party • Service Identifier The unique technical identifier of the Service with which the Party is associated within the capacity of this Party Type. It shall link the Party Type to the Service • Party Type Description Describes the nature of the business role performed by the Party within the Service. This will include (but is not restricted to): <ul style="list-style-type: none"> - TARGET Service Desk - Central Bank (CB) - T2S Payment Bank - RTGS Participant - CLM Participant - TIPS Participant - TIPS Operator - Credit Institution - Ancillary System (AS) - Central Securities Depository (CSD) - CSD Participant - External CSD - Reachable Party • Valid From Date <p><u>Optional attributes:</u></p> <ul style="list-style-type: none"> • Valid To Date • Direct/Indirect The nature of the participation in the Service by the Party, where appropriate |

| | |
|-------------|--|
| Id | SHRD.UR.BDD.025 |
| Name | Authorised Account User |
| Description | <p>An Authorised Account User defines a three-way relationship between a Cash Account, a Party acting as a Participantparticipant and a BIC. This relationship enables the Participantparticipant, using a specific BIC, to instruct payment messages on the Cash Account. In other words, the BIC specified in a payment message on ana <u>Cash</u> Account must be authorized through this entity.</p> <p><u>Mandatory attributes:</u></p> <ul style="list-style-type: none"> • Authorised Account User Identifier (KEY) (for internal use only) The unique technical identifier of the Authorised Account User • Cash Account Number The Cash Account Number uniquely identifies the Cash Account authorised for use by the Authorised Account User • Payment BIC Code BIC11 code identifying the Participantparticipant authorised to instruct payment messages on the <u>Cash</u> Account • Valid From <u>Date</u> The date from which the Authorised Account User is valid. <p><u>Optional attributes:</u></p> <ul style="list-style-type: none"> • Party Identifier The unique technical identifier of a Party. • Valid To Date |

| | |
|--------------------|--|
| Id | SHRD.UR.BDD.030 |
| Name | Party Name |
| Description | <p>This entity shall denote a Party Name.</p> <p><u>Mandatory attributes:</u></p> <ul style="list-style-type: none">• Party Identifier (KEY) The unique technical identifier of a partyParty. It shall link the name back to the Party• Valid From Date The date from which the party nameParty Name is valid. Since the Party Name may change over time, it is necessary to define period in which a name is valid• Party Long Name The full name of the partyParty• Party Short Name The short name of the partyParty <p><u>Optional attributes:</u></p> <ul style="list-style-type: none">• Valid To Date |

| | |
|--------------------|--|
| Id | SHRD.UR.BDD.040 |
| Name | Party Address |
| Description | <p>This entity shall denote the address of a Party.</p> <p><u>Mandatory attributes:</u></p> <ul style="list-style-type: none">• Address Identifier (KEY) (for internal use only) The unique technical identifier of the Party Address• Party Identifier The unique technical identifier of a Party. It shall link the address to the Party• Valid From Date The date from which the Party Address is valid <p><u>Optional attributes:</u></p> <ul style="list-style-type: none">• Jurisdiction The country of jurisdiction for the Party. This attribute shall be mandatory for a legal address. It shall be the same country as in the legal address, except for supranational institutions• Street The name of the street for the address• House Number The house number for the address• City The name of the city for the address• Postal Code The postal code for the address• State or Province The state or province for the address. Its use shall depend on the country code of the address• Country Code The country code of the address. The two-character ISO country code (ISO3166-1) shall identify the country• Valid To Date |

| | |
|--------------------|--|
| Id | SHRD.UR.BDD.045 |
| Name | Party Contact |
| Description | <p>This entity shall denote the name and contact details for an individual acting as a contact for a Party</p> <p><u>Mandatory attributes:</u></p> <ul style="list-style-type: none"> • Party Contact Identifier (KEY) (for internal use only) The unique technical identifier of the Party Contact • Party Identifier The unique technical identifier of a Party. It shall link the addressAddress to the partyParty • Contact Name The name of the contact for the Party • Contact Position The position or role of the contact for the Party • Valid From Date The date from which the Party Contact is valid <p><u>Optional attributes:</u></p> <ul style="list-style-type: none"> • Office Telephone Number The Office Telephone Number for the Party Contact • Mobile Number The Mobile Number for the Party Contact • Email Address The Email Address for the Party Contact • Valid To Date |

| | |
|--------------------|---|
| Id | SHRD.UR.BDD.050 |
| Name | Banking Group |
| Description | <p>This entity shall denote a Banking Group, allowing a number of Parties acting as Payment Banks to be viewed collectively for certain business purposes, such as oversight and regulation. Payment Banks within a Banking Group may be associated with more than one Central Bank.</p> <p><u>Mandatory attributes:</u></p> <ul style="list-style-type: none"> • Banking Group Identifier (KEY) (for internal use only) The unique technical identifier of the Banking Group. • Banking Group Name The name of the Banking Group. <p><u>Optional attributes:</u></p> <ul style="list-style-type: none"> • n/a |

| | |
|--------------------|---|
| Id | SHRD.UR.BDD.055 |
| Name | Account Monitoring Group |
| Description | <p>This entity shall denote a consolidation group, allowing a number of Cash Accounts of Parties acting as Participantsparticipants (RTGS or CLM) to be viewed collectively for certain business processes, such as the monitoring of liquidity. <u>This is similar to the Consolidated Account Information concept in TARGET2.</u></p> <p>Cash Accounts within an Account Monitoring Group may be owned by different Banks, Parties (banks), and these BanksParties may be associated with more than one Central Bank.</p> <p><u>Mandatory attributes:</u></p> <ul style="list-style-type: none"> • Account Monitoring Group Identifier (KEY) (for internal use only) The unique technical identifier of the Account Monitoring Group • Account Monitoring Group Name The name of the Account Monitoring Group <p><u>Optional attributes:</u></p> <ul style="list-style-type: none"> • n/a |

| | |
|--------------------|--|
| Id | SHRD.UR.BDD.060 |
| Name | Monetary Financial Institution (MFI) |
| Description | <p>This entity shall denote a pool for management of minimum reserves</p> <p><u>Mandatory attributes:</u></p> <ul style="list-style-type: none"> • MFI Code The unique identifier of the Monetary Financial Institution • Current Maintenance Period From Date range of the current maintenance period • Current Maintenance Period To Date range of the current maintenance period • Minimum Reserves (EUR) Minimum reserve requirement of the MFI • Running Average (EUR) Value of running average for the MFI calculated at the end of the previous day • Adjustment Balance (EUR) Value of adjustment balance for the MFI <p><u>Optional attributes:</u></p> <ul style="list-style-type: none"> • n/a |

| | |
|--------------------|---|
| Id | SHRD.UR.BDD.070 |
| Name | Limit |
| Description | <p>This entity shall denote a limit at account level which will restrict the settlement of normal payments in a Cash Account, either towards a specified party (bilateral) or in general (multilateral).</p> <p><u>Mandatory attributes:</u></p> <ul style="list-style-type: none">• Limit Identifier (KEY) The unique technical identifier of the <code>Limit</code>• Limit Type Type of the <code>Limit</code> i.e.:<ul style="list-style-type: none">- Bilateral- Multilateral• Free Limit Position The current value of the remaining Limit. This is adjusted dynamically during the day as payments and transfers are made into or out of the Cash Account.• From Cash Account Cash Account for which normal payments are restricted by the Limit• Valid From Date <p><u>Optional attributes:</u></p> <ul style="list-style-type: none">• To Cash Account Cash Account with which the Bilateral Limit exists (mandatory for Bilateral Limits; not used for Multilateral Limits). Cannot be an account of a Central Bank, i.e. normal payments towards a Central Bank cannot be restricted.• Valid To Date |

| | |
|--------------------|--|
| Id | SHRD.UR.BDD.080 |
| Name | Standing Order for Limit |
| Description | <p>A template for Limitlimits initiated automatically based on a time-based or event-based trigger.</p> <p><u>Mandatory attributes:</u></p> <ul style="list-style-type: none">• Limit Type Type of the limitLimit i.e.:<ul style="list-style-type: none">- Bilateral- Multilateral• Defined Limit The initial value of the Limit pertaining to the Cash Account• Trigger Either a time-based or event-based trigger that will initiate the Standing Order for Limit• From Cash Account Cash Account for which normal payments are restricted by the Limit• Valid From Date <p><u>Optional attributes:</u></p> <ul style="list-style-type: none">• To Cash Account Cash Account with which the Bilateral Limit exists (mandatory for Bilateral Limits; not used for Multilateral Limits). Cannot be an account of a Central Bank, i.e. normal payments towards a Central Bank cannot be restricted.• Valid To Date |

| | |
|-------------|--|
| Id | SHRD.UR.BDD.090 |
| Name | Cash Account |
| Description | <p>This entity shall denote any cash account required by the Market Infrastructure Services. For certain Cash Account Types a Party, the Account Owner may only not have one any other Cash AccountAccounts.</p> <p><u>Mandatory attributes:</u></p> <ul style="list-style-type: none"> • Service Identifier Possible values are: <ul style="list-style-type: none"> - RTGS - CLM - TIPS - T2S • Cash Account Number (KEY) The Cash Account Number uniquely identifies the Cash Account • Cash Account Type <ul style="list-style-type: none"> - For RTGS services: <ul style="list-style-type: none"> RTGS DCA (HVP / AS), Guarantee account, Sub Accountaccount for AS settlement, CB accountAccount, <u>Dedicated</u> Transit accountAccount, Technical account - For Ancillary Systems: <ul style="list-style-type: none"> Guarantee account, Technical account - For CLM service: <ul style="list-style-type: none"> Main Cash Account (MCA), Overnight Deposit (OD) account, CB accountAccount, CB ECB accountAccount, ECB mirror account, <u>Dedicated</u> Transit accountAccount, Marginal Lending Account - For TIPS service: <ul style="list-style-type: none"> TIPS DCA, <u>Dedicated</u> Transit accountAccount - For T2S service: <ul style="list-style-type: none"> T2S DCA, CB accountAccount, <u>Dedicated</u> Transit accountAccount • Currency Code |

The ~~account's~~Cash Account's currency, which is an eligible settlement currency

- **Account Owner**
The Party who owns the ~~account~~Cash Account
- **Status**
Current blocking status of the ~~account~~Cash Account; unblocked, blocked for debiting, blocked for crediting or blocked for both
- **Opening Date**
The date as of which ~~an account~~a Cash Account is legally opened

Optional attributes:

- **Floor**
A lower threshold which may trigger the sending of a notification message and/or a ~~Liquidity Transfer~~liquidity transfer if it is breached from above (absolute numbers).
- **Ceiling**
An upper threshold which may trigger the sending of a notification message and/or a ~~Liquidity Transfer~~liquidity transfer if it is breached from below (absolute numbers).
- **Target Amount After Breaching Floor**
Target amount to be reached if the Floor is breached
- **Target Amount After Breaching Ceiling**
Target amount to be reached if the Ceiling is breached
- **Party To Be Billed**
The Party to whom the invoice will be addressed
- **Party To Be Charged**
The Party to whom the billable item is assigned, due to a contractual agreement
- **MCA to be debited**
The Main Cash Account to be debited within the billing process
- **Ancillary System Used**
Party Identifier of the Ancillary System used for the Cash Account
- **Ancillary System Model Used**
Ancillary System Model used for the Cash Account
- **Associated Liquidity Transfer Account**
A 1 to 1 link between an MCA and a DCA for ~~Liquidity Transfers~~liquidity transfers
- **Minimum Reserve Party**
Party for which this ~~account~~Cash Account is included for minimum reserve calculation (applicable for RTGS DCA and sub account for AS settlement)
- **Management of Minimum Reserve**
The method by which the Minimum Reserve is managed.
Possible values are:
 - ~~— Direct~~
 - ~~— Pool~~
 - ~~— No~~
 - Direct
 - Pool
 - No
- **Default Flag**
Indicating whether the ~~account~~Cash Account is the default choice of the Party (RTGS, CLM)

- **Contingency Account-Number**

The Account Number of the corresponding contingency account (in the contingency module) (must be provided for the first MCA or RTGS DCA created)

- **Account Monitoring Group Identifier**

The unique technical identifier of an Account Monitoring Group

- **Closing Date**

The date as of which ~~an account~~ Cash Account is legally closed

Dynamic data:

- **Cash Balance**

Current cash balance

- **Credit Line**

Current maximum collateralised overdraft position of the Cash Balance (CLM MCA)

Note: A negative balance is only allowed for the EURO-CB ~~accounts~~Accounts, the Dedicated Transit ~~accounts~~Accounts and all T2S CB ~~accounts~~Accounts; for all other ~~accounts~~Cash Accounts the liquidity is restricted to the balance plus credit line if available

| | |
|-------------|---|
| Id | SHRD.UR.BDD.100 |
| Name | Payment (DYNAMIC DATA) |
| Description | <p>Within RTGS services, High-Value payments and Ancillary System Transaction<u>transactions</u> are possible.</p> <p>For CLM, only payments linked to Central Bank Operations <u>and Cash Withdrawals</u> are possible.</p> <p><u>Mandatory attributes:</u></p> <ul style="list-style-type: none"> • Payment Identifier (KEY) (for internal use only) The unique technical identifier of the Payment<u>payment</u> • Service Identifier Possible values are: <ul style="list-style-type: none"> - RTGS - CLM • Payment Category Mandatory for RTGS, not used for CLM. Possible values are: <ul style="list-style-type: none"> - High-Value Payment - Ancillary System Transaction<u>transaction</u> • Payment Type Possible values are: e. g. <ul style="list-style-type: none"> - Credit Transfer<u>transfer</u> - Direct Debit<u>debit</u> - Connected Payment<u>payment</u> - Warehoused payment - Back Value Payment<u>payment</u> - Backup Payment<u>payment</u> • Priority Possible values are: <ul style="list-style-type: none"> - Highly Urgent - Urgent - Normal • Instruction Reference Reference given by the original instructor of the Payment<u>payment</u> • Internal Reference Reference assigned by RTGS or CLM for the Payment<u>payment</u> • Transfer Amount Amount to be credited or debited with the Payment<u>payment</u> • Currency • Account To Be Debited • Account To Be Credited • Entry Timestamp • Settlement Timestamp Timestamp specifying the date and the time the Payment<u>payment</u> was settled • Actual Amount Amount actually settled with the Payment<u>payment</u> |

- **Settlement Status**

Possible values are e.g.:

- Rejected
- Pending
- Settled

Optional attributes:

- **Credit Line Update Amount**

Used for connected payments

- **From Time**

Where From Time is specified, a payment order can only be submitted to settlement after this has been reached

- **Reject Time**

If Reject Time is specified, then Till Time cannot be specified.

Where Reject Time is specified, a payment order can only be submitted to settlement if this has not yet been reached. As soon as the Reject Time is reached and if the payment order has not been settled, the payment order will be rejected and a settlement failure notification will be sent out.

- **Till Time**

If Till Time is specified, then Reject Time cannot be specified.

Where Till Time has been specified, if this time is reached and the payment order has not been settled, then the payment order shall not be rejected and it may still be submitted for settlement beyond this time. Till Time is only used to trigger a warning notification.

| | |
|-------------|---|
| Id | SHRD.UR.BDD.110 |
| Name | Liquidity Transfer (DYNAMIC DATA) |
| Description | <p>For RTGS, an instruction to transfer central bank money<u>Central Bank Money</u> from:</p> <p>An an RTGS Dedicated Cash Account (<u>DCA</u>) to:</p> <ul style="list-style-type: none"> • another settlement service's<u>Service's</u> Main/Dedicated Cash Account and vice versa; and • An RTGS DCA to another RTGS DCA. <p>For CLM, an instruction to transfer central bank money<u>Central Bank Money</u> from:</p> <p>A a Main Cash Account (<u>MCA</u>) to:</p> <ul style="list-style-type: none"> • a settlement service Dedicated Cash Account and vice versa; and • A Main Cash Account and another Main Cash Account. <p><u>Mandatory attributes:</u></p> <ul style="list-style-type: none"> • Liquidity Transfer Identifier (KEY) (for internal use only) The unique technical identifier of the Liquidity Transfer<u>liquidity transfer</u> • Service Identifier Possible values are: <ul style="list-style-type: none"> - RTGS - CLM - T2S - TIPS • Transfer Type Possible values are: <ul style="list-style-type: none"> - inter-service Liquidity Transfer<u>liquidity transfer</u> from MCA to DCA - inter-service Liquidity Transfer<u>liquidity transfer</u> from DCA to MCA - intra-service Liquidity Transfer<u>liquidity transfer</u> - Liquidity Transfer<u>liquidity transfer</u> between two DCAs in two different services<u>Services</u> • Underlying Transfer Order Type Identifies the underlying Liquidity Transfer Order<u>liquidity transfer order</u> type of the Liquidity Transfer<u>liquidity transfer</u> Possible values are: <ul style="list-style-type: none"> - Immediate Liquidity Transfer Order - Event-based Liquidity Transfer Order (RTGS and CLM only) - Standing Liquidity Transfer Order • Reference of Instruction Reference given by the original instructor of the Liquidity Transfer<u>liquidity transfer</u> • Transfer Amount Amount to be credited or debited with the Liquidity Transfer<u>liquidity transfer</u> |

| | |
|--|--|
| | <ul style="list-style-type: none"> • Currency • Account To Be Debited • Account To Be Credited • Entry Timestamp • Settlement Timestamp Timestamp specifying the date and the time the settlement was attempted • Actual Amount Amount actually settled with the Liquidity Transfer<u>liquidity transfer</u> • Settlement Status Possible values are e.g.: <ul style="list-style-type: none"> - Rejected - Partially Settled - Settled <p><u>Optional attributes:</u></p> <ul style="list-style-type: none"> • Service-Related Reference Reference assigned by the individual sending service<u>Service</u> • Partial Execution Flag identifying whether partial execution is possible or not |
|--|--|

| | |
|--------------------|--|
| Id | SHRD.UR.BDD.115 |
| Name | Liquidity Transfer Group |
| Description | <p>This entity shall denote a group of Cash Accounts within one service<u>Service</u> for which intra-service Liquidity Transfers<u>liquidity transfers</u> are allowed. Cash Accounts within a Liquidity Transfer Group may be owned by different Banks, Parties (banks), and these Banks<u>banks</u> may be associated with more than one Central Bank.</p> <p><u>Mandatory attributes:</u></p> <ul style="list-style-type: none"> • Liquidity Transfer Group Identifier (KEY) (for internal use only) The unique technical identifier of the Liquidity Transfer Group • Liquidity Transfer Group Name The name of the Liquidity Transfer Group <p><u>Optional attributes:</u></p> <ul style="list-style-type: none"> • n/a <p>See also : Whitelist</p> |

| | |
|-------------|--|
| Id | SHRD.UR.BDD.120 |
| Name | Standing Order |
| Description | <p>For RTGS, an instruction template to transfer central bank money<u>Central Bank Money</u> from <u>an RTGS DCA to</u>:</p> <ul style="list-style-type: none"> • An RTGS Dedicated Cash Account to another settlement service's<u>Service's</u> Main/Dedicated Cash Account and vice versa; or • An RTGS DCA to another RTGS DCA. <p>For CLM, an instruction template to transfer central bank money<u>Central Bank Money</u> from <u>a MCA to</u>:</p> <ul style="list-style-type: none"> • A Main Cash Account to a settlement service Dedicated Cash Account and vice versa; or • A Main Cash Account and another Main Cash Account. <p><u>Mandatory attributes:</u></p> <ul style="list-style-type: none"> • Standing Order Identifier (KEY) (for internal use only) The unique technical identifier of the Standing Order • Transfer Type Possible values are: <ul style="list-style-type: none"> - inter-service liquidity transfer from MCA to DCA - inter-service liquidity transfer from DCA to MCA - intra-service liquidity transfer - liquidity transfer between two DCAs in two different services • Reference of Instruction Reference given by the original instructor of the Liquidity Transfer<u>liquidity transfer</u> • Transfer Amount Amount to be credited or debited with the Liquidity Transfer<u>liquidity transfer</u> • Currency • Account To Be Debited • Account To Be Credited • Trigger Either a time-based or<u>An</u> event-based trigger that will initiate the Standing Order • Valid From Date <p><u>Optional attributes:</u></p> <ul style="list-style-type: none"> • Partial Execution Flag identifying whether partial execution is possible or not • Valid To Date |

| | |
|-------------|--|
| Id | SHRD.UR.BDD.130 |
| Name | Event-based Liquidity Transfer Order |
| Description | <p>An instruction to transfer central bankCentral Bank money from:</p> <ul style="list-style-type: none"> • A Main Cash Account to a settlement serviceService Dedicated Cash Account and vice versa; or • A Main Cash Account and another Main Cash Account. <p>whenever a particular event occurs, such as a floor or ceiling value being reached.</p> <p><u>Mandatory attributes:</u></p> <ul style="list-style-type: none"> • Event-based Liquidity Transfer Identifier (KEY) (for internal use only) The unique technical identifier of the Event-based Liquidity Transfer Order • Transfer Type Possible values are: <ul style="list-style-type: none"> - Inbound Liquidity Transfer - Outbound Liquidity Transfer - Internal Liquidity Transfer • Trigger event The event that will trigger the transfer of liquidity • Reference of Instruction Reference given by the original instructor of the Liquidity Transferliquidity transfer • Transfer Parameters Parameters needed by the system to calculate the amount to be credited or debited with the Liquidity Transferliquidity transfer • Currency • Account To Be Debited • Account To Be Credited • Valid From Date <p><u>Optional attributes:</u></p> <ul style="list-style-type: none"> • Partial Execution Flag identifying whether partial execution is possible or not • Valid To Date |

| | |
|-------------|---|
| Id | SHRD.UR.BDD.140 |
| Name | Direct Debit Mandate |
| Description | <p>Details of an instruction mandate to allow a Party (the payee) to submit payment requests for payment by direct debit from an account of another Party (the payer). The payer Party is the owner of the specified Cash Account to be debited.</p> <p><u>Mandatory attributes:</u></p> <ul style="list-style-type: none"> • Direct Debit Identifier (KEY) (for internal use only) The unique technical identifier of the Direct Debit Mandate • From <u>Cash Account</u> <u>Account Number of the</u> Cash Account to be debited • Payee Party Identifier The Party from whom <u>Paymentpayment</u> requests have been authorised under this mandate and to whom the corresponding <u>Paymentspayments</u> will be made • Payee Reference The reference provided by the <u>Payeepayee</u> Party to be included in the payment details for recognition of the <u>Paymentpayment</u> • Used Amount Amount used during the current day, increased after each booking of a direct debit. This should be lower than the Maximum Amount, if defined. • Valid From Date The date from which the <u>Direct Debit Instructiondirect debit instruction</u> is valid • Valid From Time <p><u>Optional attributes:</u></p> <ul style="list-style-type: none"> • Maximum Amount Maximum Amount allowed to be debited by the payee Party • Valid To Date Valid To Time |

| | |
|-------------|---|
| Id | SHRD.UR.BDD.150 |
| Name | Reservation (DYNAMIC DATA) |
| Description | <p>Within the RTGS reservation facility, liquidity can be reserved by RTGS Dedicated Cash Account<u>DCA</u> holders for the execution of special transactions with a certain priority class.</p> <p>Within the CLM reservation facility, liquidity can be reserved by CLM Main Cash Account<u>MCA</u> holders for the execution of special transactions with a certain priority class.</p> <p><u>Mandatory attributes:</u></p> <ul style="list-style-type: none"> • Reservation Identifier (KEY) (for internal use only) The unique technical identifier of the Reservation • Service Identifier Possible values are: <ul style="list-style-type: none"> - RTGS - CLM • Priority Type Type of the Priority: <ul style="list-style-type: none"> - Highly Urgent (HU) - Urgent (U) • Reservation Type Origin of the Reservation e.g.: <ul style="list-style-type: none"> - Regular Reservation from Standing Order - One-Time Reservation • Reservation Amount Reservation required for the Cash Account, as requested in the Reservation Order or the Standing Order for Reservation. This does not change after this Reservation has been created. • Pending Value The current amount remaining in order to meet the Defined Value<u>Reservation Amount</u> for the Reservation. This is adjusted dynamically during the day as available liquidity is reserved for the Cash Account. • Defined Value The amount reserved currently from the available liquidity for this Reservation. This is adjusted dynamically during the day as available liquidity is reserved for the Cash Account. • Cash Account The<u>Account Number of the</u> Cash Account for which the Reservation is made • Internal Reference Reference assigned by RTGS or CLM for the Reservation • Entry Timestamp • Settlement Timestamp Timestamp specifying the date and the time the settlement was attempted • Settlement Status Possible values are: <ul style="list-style-type: none"> - Not executed |

- Partially settled
- Settled
- **Settlement Service Status**
Possible value are:
 - Not applicable
 - Not executed
 - Rejected
 - Confirmed

| | |
|-------------|---|
| Id | SHRD.UR.BDD.160 |
| Name | Standing Order for Reservation |
| Description | <p>A repeatable order to create a Reservation which is initiated automatically whenever an event-based trigger occurs.</p> <p>Within the RTGS reservation facility, liquidity can be reserved by RTGS Dedicated Cash Account<u>DCA</u> holders for the execution of special transactions with a certain priority class.</p> <p>Within the CLM reservation facility, liquidity can be reserved by CLM Main Cash Account<u>MCA</u> holders for the execution of special transactions with a certain priority class.</p> <p><u>Mandatory attributes:</u></p> <ul style="list-style-type: none"> • Standing Order for Reservation Identifier (KEY) (for internal use only) The unique technical identifier of the Standing Order for Reservation • Service Identifier Possible values are: <ul style="list-style-type: none"> - RTGS - CLM • Priority Type Type of the Priority e.g.: <ul style="list-style-type: none"> - Highly Urgent (HU) - Urgent (U) • Reservation Amount The amount of the required Reservation to be created for the Cash Account whenever the Trigger occurs • Cash Account The<u>Account Number of the</u> Cash Account for which the Reservations will be made • Trigger An event-based trigger that will initiate the Standing Order to create a Reservation • Valid From Date <p><u>Optional attributes:</u></p> <ul style="list-style-type: none"> • Partial Execution Flag if partial execution is possible or not • Valid To Date |

| | |
|-------------|---|
| Id | SHRD.UR.BDD.170 |
| Name | Whitelist |
| Description | <p>Either:</p> <ul style="list-style-type: none"> • A list of accounts<u>Cash Accounts</u> from which Liquidity Transfers<u>liquidity transfers</u> are accepted; or • A list of accounts<u>Cash Accounts</u> to which Liquidity Transfers<u>liquidity transfers</u> are authorised <p>A bank<u>Party</u> can optionally create a Whitelist in CRDM. If there is a Whitelist in place, the system checks if the debited and credited accounts<u>Cash Accounts</u> are included within it before executing a Liquidity Transfer<u>liquidity transfer</u> (intra- and inter-service).</p> <p>However, Liquidity Transfers<u>liquidity transfers</u> shall always be possible between accounts belonging to the same participant<u>Party</u> and also for any transfers involving a Central Bank<u>CB Account</u>, regardless of whether a Whitelist has been set up.</p> <p><u>Mandatory attributes:</u></p> <ul style="list-style-type: none"> • Whitelist Identifier (KEY) (for internal use only) The unique technical identifier of the Whitelist • Cash Account Account Number <u>of the Cash</u> Account to which the Whitelist relates • Accepted From / Authorised To Flag indicating whether Whitelist refers to a list of accounts from which Liquidity Transfers<u>liquidity transfers</u> will be accepted, or a list of accounts to which Liquidity Transfers<u>liquidity transfers</u> will be authorised • Valid From Date <p><u>Optional attributes:</u></p> <ul style="list-style-type: none"> • Target Accounts (Multiple occurrences allowed) Accounts from which Liquidity Transfers<u>liquidity transfers</u> are accepted, or to which Liquidity Transfers<u>liquidity transfers</u> are authorised • Valid To Date <p>See also: Liquidity Transfer Group</p> |

| | |
|-------------|--|
| Id | SHRD.UR.BDD.180 |
| Name | Report Subscription |
| Description | <p>This entity shall denote the subscription to a report for a Cash Account.</p> <p><u>The Service to which the report relates shall be identified via the Cash Account.</u></p> <p><u>Mandatory attributes:</u></p> <ul style="list-style-type: none"> • Report Subscription Identifier (KEY) The unique technical identifier of a report-subscription<u>Report Subscription</u> • Report The report subscribed to for the Cash Account • Cash Account <u>Account</u> Number The identifier of the Cash Account for which the report has been subscribed • Recipient The Party Identifier of the Participant<u>participant</u> subscribing to the report for the Cash Account • Service Identifier The unique identifier of a Service • Parameters for Report Specifies whether the relevant report will be received in full or delta mode, and whether in push or pull mode • Scheduled Time The scheduled time when the report is provided • Scheduled Event The event that shall trigger the report to be produced • Subscription Valid From The date from which the subscription is valid <p><u>Optional attributes:</u></p> <ul style="list-style-type: none"> • <u>Scheduled Time</u> <u>The scheduled time when the report is provided. Either Scheduled Time or Scheduled Event must be specified, but not both.</u> • <u>Scheduled Event</u> <u>The event that shall trigger the report to be produced. Either Scheduled Time or Scheduled Event must be specified, but not both.</u> • Subscription Valid To The date until which the subscription is valid |

| | |
|-------------|---|
| Id | SHRD.UR.BDD.190 |
| Name | Message Subscription |
| Description | <p>This entity shall denote the subscription to a message for a Cash Account. This shall also include the possibility for the Party owning the Cash Account to elect another Party to receive the Messagemessage either instead or in addition. This would be subject to prior agreement having been reached with the other Party by, for example, granting a Power of Attorney.</p> <p><u>The Service to which the message relates shall be identified via the Cash Account.</u></p> <p><u>Mandatory attributes:</u></p> <ul style="list-style-type: none"> • Message Subscription Identifier (KEY) The unique technical identifier of a message-subscriptionMessage Subscription • Message Id The identifier of the message subscribed to by the participant • Cash Account Account Number The identifier of the Cash Account for which the message has been subscribed • Recipient The Party Identifier of the Participantparticipant subscribing to the message for the Cash Account • Service Identifier The unique identifier of a Service • Subscription Valid From The date from which the subscription is valid <p><u>Optional attributes:</u></p> <ul style="list-style-type: none"> • Alternative Recipient Id The Party Identifier of the Party nominated to receive the message either instead of or in addition to the Recipient • Additional Copy A flag to indicate that the Recipient will still receive the message in addition to the nominated Alternative Recipient • Business Case Business case for which a message has to be sent • Subscription Valid To The date until which the subscription is valid |

| | |
|-------------|---|
| Id | SHRD.UR.BDD.200 |
| Name | Scheduled Event |
| Description | <p>This entity shall denote a Scheduled Events<u>scheduled event</u> that will automatically trigger a specified process within the Future RTGS Services, or will initiate a process in another<u>a Market Infrastructure Service such as TIPS or T2S that is required by the Future RTGS Services.</u></p> <p><u>Mandatory attributes:</u></p> <ul style="list-style-type: none"> • Scheduled Event Identifier The unique technical identifier of a Scheduled Event • Process Identifier The unique technical identifier of a Business Process<u>business process</u> • Service Identifier Possible values are e.g.: <ul style="list-style-type: none"> - RTGS - CLM - TIPS - T2S • Scheduled Event Status Indicates whether the Scheduled Event has occurred and the Business Process<u>business process</u> has been initiated • Event Triggered Timestamp The system date and time at which the Scheduled Event occurred and the Business Process<u>business process</u> was triggered • Repeat Flag Indicates whether another instance of the Scheduled Event should be created when this instance has occurred <p><u>Optional attributes:</u></p> <ul style="list-style-type: none"> • Trigger Date Either the Trigger Date and Trigger Time or the Trigger Event Identifier must be populated • Trigger Time • Trigger Event Identifier The unique technical identifier of another Scheduled Event that shall trigger this Scheduled Event when it occurs |

| | |
|--------------------|---|
| Id | SHRD.UR.BDD.210 |
| Name | Currency |
| Description | <p>This entity shall denote any valid currency and information whether the currency is settled in the Market Infrastructure Services.</p> <p><u>Mandatory attributes:</u></p> <ul style="list-style-type: none"> • Currency Code (KEY) The three-character ISO currency shall identify the currency • Currency Name • Number of Decimals • RTGS Settlement Currency Specification of the currency is an RTGS settlement currency (y/n) • T2S Settlement Currency Specification of the currency is a T2S settlement currency (y/n) • TIPS Settlement Currency Specification of the currency is a TIPS settlement currency (y/n) • CLM Settlement Currency Specification of the currency is a CLM settlement currency (y/n) • CONT Settlement Currency Specification of the currency is a CONT settlement currency (y/n) <p><u>Optional attributes:</u></p> <ul style="list-style-type: none"> • n/a |

| | |
|--------------------|---|
| Id | SHRD.UR.BDD.220 |
| Name | SWIFT BIC Directory |
| Description | <p>SWIFT, as the global authority for registering BIC codes, provides the BIC directory. The directory, as provided by SWIFT, shall be part of the CRDM. The directory shall be updated on a regular basis. The attributes shall be derived from the structure of the SWIFT BIC directory</p> |

| | |
|--------------------|--|
| Id | SHRD.UR.BDD.230 |
| Name | Service |
| Description | <p>This entity shall denote any Market Infrastructure Service which is accessible via the ESMIG.</p> <p><u>Mandatory attributes:</u></p> <ul style="list-style-type: none">• Service Identifier (KEY) The unique technical identifier of a Service• Service Short Name e.g. RTGS, CLM, CRDM, T2S, TIPS, CONT, DWH, BILL and LEA.• Service Long Name• Service Availability Timeframe when service is available<ul style="list-style-type: none">- Start Time: Start time of service- End Time: End time of service <p><u>Optional attributes:</u></p> <ul style="list-style-type: none">• Cut-off (Multiple occurrences allowed) Definition of cut-off of the service |

| | |
|--------------------|---|
| Id | SHRD.UR.BDD.240 |
| Name | User |
| Description | <p>A user is an individual or application that interacts with one or more of the available Market Infrastructure Services.</p> <p>This entity shall denote any information required by ESMIG to direct inbound and outbound communications.</p> <p><u>Mandatory attributes:</u></p> <ul style="list-style-type: none"> • User Id (KEY) The unique technical identifier of a User • ID of Sender The ID shall result out of authentication process • External Party Address Information required that the correct network provider<u>Network Service Provider</u>, target address, communication mode and protocol (i.e. right external user address) are used • Accessible Service (Multiple occurrences allowed) Enumeration of Market Infrastructure Services the user is allowed to access • Role Identifier (Multiple occurrences allowed) One or more roles assigned to the user <p><u>Optional attributes:</u></p> <ul style="list-style-type: none"> • n/a |

| | |
|--------------------|---|
| Id | SHRD.UR.BDD.250 |
| Name | Distinguished Name |
| Description | <p>This entity shall denote the Distinguished Name assigned (via a digital certificate) to a User to allow access to a Service.</p> <p><u>Mandatory attributes:</u></p> <ul style="list-style-type: none"> • Distinguished Name (KEY) • User Id The unique technical identifier of a User • Service Identifier Unique identifier of a Market Infrastructure Service the user is allowed to access • Certificate Information Information related to the digital certificate <p><u>Optional attributes:</u></p> <ul style="list-style-type: none"> • n/a |

| | |
|--------------------|---|
| Id | SHRD.UR.BDD.260 |
| Name | Role |
| Description | <p>A role is a set of defined privileges that allows or denies the user access to specific functionality within the serviceService or to view specific data. A role consists of one or more privileges.</p> <p><u>Mandatory attributes:</u></p> <ul style="list-style-type: none">• Role Identifier (KEY) The unique technical identifier of a Role• Role Name• Service Identifier The unique technical identifier of the Service with which the Role is associated <p><u>Optional attributes:</u></p> <ul style="list-style-type: none">• n/a |

| | |
|-------------|---|
| Id | SHRD.UR.BDD.270 |
| Name | Privilege |
| Description | <p>A Privilege defines a specific functional capability within a process or application in any of the Market Infrastructure Services. For example, within common reference data<u>Common Reference Data</u>, possible privileges are: create new Cash Account, delete Party Address, or amend <u>a</u> Limit. The definition of Privileges is the means of granting access to functionality for specific Roles.</p> <p><u>Mandatory attributes:</u></p> <ul style="list-style-type: none"> • Privilege Identifier (KEY) The unique technical identifier of a Privilege • Role Identifier the Role with which the Privilege is associated • Privilege Description • Function Identifier Identifier of the functionality to which the privilege applies (e.g. Amend Party Address) • Authorisation Principle Two-eyes or Four-eyes Principle • Access Mode U2A or A2A • Allowed/Denied Indicator (For SHRD, CLM and RTGS this will always be 'Allowed') <p><u>Optional attributes:</u></p> <ul style="list-style-type: none"> • n/a |

| | |
|--------------------|--|
| Id | SHRD.UR.BDD.280 |
| Name | Access Rights |
| Description | <p>Access Rights define the ability for a User to view and maintain any information relating to a Party, subject to the functionality granted to the User through the associated Roles and Privileges. The definition of Access Rights is the means of granting access to data for specific roles.</p> <p><u>Mandatory attributes:</u></p> <ul style="list-style-type: none">• Access Rights Identifier (KEY) The unique technical identifier of an Access Rights• User Id the User with which the Access Rights is associated• Party Id the Party with which the Access Rights is associated• Access Rights Description The nature of the Access Rights to the data of the Party that have been granted to the User. In particular, this will identify the primary Party with which the User is associated• Allowed/Denied Indicator (For SHRD, CLM and RTGS this will always be 'Allowed') <p><u>Optional attributes:</u></p> <ul style="list-style-type: none">• n/a |

List of Business Process Models

| | |
|--|-----|
| Business Process Model 1: Create an occurrence of Common Reference Data | 24 |
| Business Process Model 2: Amend an occurrence of Common Reference Data | 31 |
| Business Process Model 3: Delete an occurrence of Common Reference Data | 39 |
| Business Process Model 4: Block an occurrence of Common Reference Data | 48 |
| Business Process Model 5: Unblock an occurrence of Common Reference Data | 54 |
| Business Process Model 6: Close a Cash Account | 59 |
| Business Process Model 7: Scheduler Process | 73 |
| Business Process Model 8: End of Day/Start of Day Process | 78 |
| Business Process Model 9: Four-Eyes Approval | 97 |
| Business Process Model 10: Query | 103 |
| Business Process Model 11: Produce Scheduled Report and Send (A2A) / Store for Download (U2A) | 109 |
| Business Process Model 12: Data Warehouse Information Collection | 116 |
| Business Process Model 13: Data Warehouse Gather Information | 118 |

List of Figures

| | |
|---|-----|
| Figure 1: Context diagram for Eurosystem Single Market Infrastructure Gateway | 6 |
| Figure 2: Context Diagram for Common Reference Data Management | 20 |
| Figure 3: Context diagram for Business Day | 72 |
| Figure 4: Business day schedule | 86 |
| Figure 5: Context diagram for Information and Reporting | 101 |
| Figure 6: Context diagram for Data Warehouse Service | 114 |
| Figure 7: Entity Relationship Diagram for Party | 142 |
| Figure 8: Entity Relationship Diagram for Cash Account | 146 |

List of Tables

| | |
|--|-----|
| Table 1: Business Processes for Common Reference Data Management | 22 |
| Table 2: Business Processes for Business Day | 72 |
| Table 3: Business Processes for User Roles and Access | 92 |
| Table 4: Business Processes for Information and Reporting | 102 |
| Table 5: Business Processes for Data Warehouse Service | 115 |

Table 6: Summary of queries and actions in U2A and A2A mode for Common Reference Data

Management 140